



**PRICE LIST**  
**ANDERSON**  
SOLUTIONS FOR SMARTER FARMS

**2016**  
**2017**  
PRODUCTS

## Table of Contents

<b>Inline wrapper pricing</b> .....	5
<b>NWS660</b> .....	5
<b>IFX660 Xtractor</b> (upgraded version of the previous NWX660Xtractor).....	5
<b>HYBRID-X Xtractor</b> .....	5
<b>EVOLUTION Xtractor</b> .....	5
<b>Inline wrapper package description</b> .....	6
<b>Basic model</b> .....	6
<b>“Natural born leader” package</b> .....	6
<b>“Farm king combo” package</b> .....	6
<b>“Custom Operator” package</b> .....	6
<b>“Custom Operator Plus+” package</b> .....	6
<b>Inline wrapper features</b> .....	7
<b>Individual round bale wrapper pricing</b> .....	9
<b>Individual round bale wrapper description</b> .....	10
<b>RB200</b> .....	10
<b>RB400</b> .....	10
<b>RB500</b> .....	10
<b>RB600</b> .....	10
<b>RB600E (ENGINE)</b> .....	10
<b>RB580</b> .....	10
<b>RB680 “Natural born leader combo”      “Farm king combo”      “Custom Operator”</b> .....	10
<b>Individual round bale wrapper features</b> .....	11
<b>Individual square bale wrapper pricing</b> .....	13
<b>Individual square bale wrapper description</b> .....	13
<b>780SB “Farm king combo”</b> .....	13
<b>780SB “Custom Operator”</b> .....	13
<b>Individual square bale wrapper features</b> .....	14
<b>Self-loading bale carrier pricing</b> .....	17
<b>Self-loading bale carrier options</b> .....	17
<b>Self-loading bale carrier features</b> .....	18
<b>Self-loading bale carrier useful information</b> .....	19
<b>Wraptor pricing</b> .....	21
<b>Wraptor Self-loading bale carrier features</b> .....	21
<b>Wraptor Inline Wrapper features</b> .....	22

<b>Bale blower pricing</b> .....	25
<b>Package description</b> .....	25
<b>“BALE BLOWER” model Pro-Chop 150</b> .....	25
<b>Bale blower/feeder features</b> .....	26
<b>Bale grabber pricing</b> .....	29
<b>Bale grabber description</b> .....	29
<b>Model 4000</b> .....	29
<b>Model 5000</b> .....	29
<b>Model 6000</b> .....	29
<b>Bale grabber options</b> .....	29
<b>Bale Spear pricing</b> .....	30
<b>Bale Spears</b> .....	30
<b>Quick attach pricing</b> .....	30
<b>A280 TMR vertical single auger mixer pricing</b> .....	33
<b>A280 TRM mixer features</b> .....	34
<b>A380 TMR vertical single auger mixer pricing</b> .....	35
<b>A380 TRM mixer features</b> .....	37
<b>A520 TMR vertical twin auger mixer pricing</b> .....	39
<b>A520 TRM mixer features</b> .....	41
<b>A700 TMR vertical twin auger mixer pricing</b> .....	43
<b>A700 TRM mixer features</b> .....	45
<b>A950 TMR vertical triple auger mixer pricing</b> .....	47
<b>A950 TRM mixer features</b> .....	48
<b>A1230 TMR vertical triple auger mixer pricing</b> .....	49
<b>A1230 TRM mixer features</b> .....	50
<b>M600 SELF-PROPELLED twin auger mixer pricing</b> .....	51
<b>M600 SELF-PROPELLED TRM mixer features</b> .....	52
<b>M800 SELF-PROPELLED twin auger mixer pricing</b> .....	53
<b>M800 SELF-PROPELLED TRM mixer features</b> .....	54
<b>TMR MIXERS SIDE TRAP DISCHARGE FEATURES</b> .....	57
<b>TMR MIXERS CONVEYOR DISCHARGE FEATURES</b> .....	58
<b>NOTES:</b> .....	<b>Erreur ! Signet non défini.</b>
<b>NOTES:</b> .....	59

## Inline wrapper pricing

### NWS660

MODEL	PRODUCT CODE	M.S.R.P
NWS660 BASIC	T1-NWS660USRB	\$ 32,300
NWS660 "NATURAL BORN LEADER"	T1-NWS660USRNBL	\$ 33,600
NWS660 " FARM KING COMBO"	T1-NWS660USRFKC	\$ 35,400

### IFX660 Xtractor (upgraded version of the previous NWX660Xtractor)

MODEL	PRODUCT CODE	M.S.R.P
IFX660 BASIC	T1-IFX660USRB	\$ 36,100
IFX660 "NATURAL BORN LEADER"	T1-IFX660USRNBL	\$ 37,400
IFX660 " FARM KING COMBO"	T1-IFX660USRFKC	\$ 39,200
IFX660 "CUSTOM OPERATOR"	T1-IFX660USRCOC	\$ 41,500
IFX660 "CUSTOM OPERATOR PLUS+"	T1-IFX660USRCOP	\$ 43,800

### HYBRID-X Xtractor

MODEL	PRODUCT CODE	M.S.R.P
HYBRID-X BASIC	T1-HYBRIDXUSRB	\$ 42,000
HYBRID-X "NATURAL BORN LEADER"	T1-HYBRIDXUSRNBL	\$ 43,300
HYBRID-X " FARM KING COMBO"	T1-HYBRIDXUSRFKC	\$ 45,000
HYBRID-X "CUSTOM OPERATOR"	T1-HYBRIDXUSRCOC	\$ 47,300
HYBRID-X "CUSTOM OPERATOR PLUS+"	T1-HYBRIDXUSRCOP	\$ 49,100

### EVOLUTION Xtractor

MODEL	PRODUCT CODE	M.S.R.P
<b>EVOLUTION I</b> <ul style="list-style-type: none"> <li>Plastic film watch</li> <li>Working light</li> <li>Remote stop and start, and remote steering</li> <li>Large fuel tank (25L, 6.6 Gal.)</li> <li>Bale guide roller</li> <li>4 x 30" Stretchers</li> <li>20HP Horse Power engine</li> </ul>	T1-EVOLUTIONUSR1	\$ 55,000
<b>EVOLUTION II</b> <ul style="list-style-type: none"> <li>Plastic film watch</li> <li>Working light</li> <li>Remote stop and start, and remote steering</li> <li>Large fuel tank (25L, 6.6 Gal.)</li> <li>Bale guide roller</li> <li>4 x 30" Stretchers</li> <li>20HP Horse Power engine</li> <li>Electronic Bale counter</li> <li>Automatic Pilot</li> </ul>	T1-EVOLUTIONUSR2	\$ 57,600

## Inline wrapper package description

### Basic model

- Includes all the Anderson renowned quality features (see page 5) but without any options
- Mechanical and automatic wrapping system
- Hydraulic compaction system
- Bale guide rollers

### “Natural born leader” package

This package will be best suited for farmers who simply want efficiency and value.

Includes the following extra features:

- **Plastic film watch** – automatically stops wrapping process when plastic runs out or tears
- **Working light** – safety for working long hours
- **Remote stop and start** – stops and starts engine without leaving the tractor

### “Farm king combo” package

This best-selling package will be best suited for farm operations with limited labor, or farmers who want to make wrapping practically effortless every time.

Includes the following extra features:

- **Plastic film watch** – automatically stops wrapping process when plastic runs out or tears
- **Working light** – safety for working long hours
- **Remote stop and start, and remote steering** – Stop, start engine and steer wrapper without leaving the tractor
- **Large fuel tank (25L, 6.6 Gal.)** – wrap 5 times more bales than with regular tank

### “Custom Operator” package

Whether you are a custom operator or not, the impressive list of features in this package will help reduce down time, allows you to keep track of your work and wrap more bales within a day.

Includes the following extra features:

- **Plastic film watch** – automatically stops wrapping process when plastic runs out or tears
- **Working light** – safety for working long hours
- **Remote stop and start, and remote steering** – Stop, start engine and steer wrapper without leaving the tractor
- **Large fuel tank (25L, 6.6 Gal.)** – wrap 5 times more bales than with regular tank
- **Electronic Bale counter** – counts the number of bales wrapped per day and per year
- **Automatic Pilot** – allows wrapper to guide itself automatically to the adjacent row, optimising storage area

### “Custom Operator Plus+” package

If you are looking to take wrapping to the next level this fully loaded package offers a superior system and enhanced performances to make the difference.

Includes the following extra features:

- **Plastic film watch** – automatically stops wrapping process when plastic runs out or tears
- **Working light** – safety for working long hours
- **Remote stop and start, and remote steering** – Stop, start engine and steer wrapper without leaving the tractor
- **Large fuel tank (25L, 6.6 Gal.)** – wrap 5 times more bales than with regular tank
- **Electronic Bale counter** – counts the number of bales wrapped per day and per year
- **Automatic Pilot** – allows wrapper to guide itself automatically to the adjacent row, optimising storage
- **2 Extra Stretchers (available only for IFX660, standard on HybridX)** – replace rolls less often, wrap faster
- **20HP engine (only available on HybridX)**

## Inline wrapper features

	<b>INLINE WRAPPERS</b>	<b>NWS660</b>	<b>IFX660</b>	<b>HYBRID X</b>	<b>EVOLUTION</b>
<b>DIMENSIONS</b>	<b>Overall width - A</b>	9',10" (2.99m)	9',10" (2.99m)	9',8" (3m)	12',1" (3.73m)
	<b>Overall width (in transport mode)</b>	9',1" (2.77m)	9',1" (2.77m)	8',5" (2.56m)	11' (3.35m)
	<b>Overall height -B</b>	9',9" (2.98m)	9',9" (2.98m)	9',4" (2.87m)	12' (3.67m)
	<b>Overall length</b>	18',5" (5.64m)	17' (5.18m)	18',9" (5.74m)	21' (6.43m)
	<b>Overall length (in transport mode)</b>	16',9" (5.12m)	17' (5.18m)	16',9" (5.12m)	17',3" (5.29m)
	<b>Overall weight</b>	2200kg (4840lbs)	2200kg (4840lbs)	2644kg (5830lbs)	2960kg (6525lbs)
	<b>Weight on tow bar</b>	440kg (970lbs)	420kg (924lbs)	409kg (902lbs)	758kg (1672lbs)
<b>BALE CAPACITY</b>	<b>Round bale diameter **</b>	up to 6' (1.8m)	up to 6' (1.8m)	up to 6' (1.8m)	up to 6' (1.8m)
	<b>Round bale length</b>	up to 5' (1.5m)	up to 5' (1.5m)	up to 5' (1.5m)	up to 5' (1.5m)
	<b>Square bale</b>	n/a	n/a	3' x 3' (80 x 90 cm) or 4' x 3' (90 x 120 cm) up to 6' (1.8m)	3' x 3' (80 x 90 cm) or 4' x 3' (90 x 120 cm) up to 6' (1.8m) (single or double stacked)
	<b>Wrapping speed *</b>	up to 180 bales per hour	up to 180 bales per hour	up to 180 bales per hour	up to 120 bales per hour
	<b>Aluminum film stretcher</b>	2 x 30" (750mm)	2 x30" (750mm) or 4 x 30" (optional)	4 x 30" (750mm)	4 x 30" (750mm)
<b>SPECIFICATIONS</b>	<b>Engine</b>	13 HP Honda	13 HP Honda	13 HP Honda (20 HP optional)	20 HP Honda
	<b>Final bale push off</b>	manual	Xtractor automatic system	Xtractor automatic system	Xtractor automatic system
	<b>Bedshape</b>	V-shaped for round bales	V-shaped for round bales	Flat or V-shaped for all type bales	Flat for square bales
	<b>Bale guides for alignment</b>	Adjustable	Adjustable	Adjustable	Adjustable
	<b>Bale guides rollers</b>	2	2	2	2
	<b>Leveling system</b>	Hydraulic jack	Hydraulic lifting axle	Hydraulic lifting axle	Hydraulic jack
	<b>Road lights</b>	Standard	Standard	Standard	Standard
	<b>Hoop speed</b>	Adj. flow control valve	Adj. flow control valve	Adj. flow control valve	Adj. flow control valve
	<b>Traction Tires</b>	29 x 12.5-15	29 x 12.5-15	29 x 12.5-15	31 x 15.5-15
	<b>Rear tires</b>	11L-15	11L-15	11L-15	12.5L-15
	<b>Hydraulic tailgate</b>	Standard	fixed	Standard	Standard
	<b>Auto-locking wheels</b>	Standard	Standard	Standard	Standard
<b>Adjustable hydraulic compaction system</b>	Standard	Standard	Standard	Standard	

\*Speed based on wrapping 4' bales. \*\* Based on perfectly shaped 6' bales

**POWERED by**  
**HONDA™**

## Individual round bale wrapper pricing

MODEL	PRODUCT CODE	M.S.R.P
RB200	T6-200USR	\$ 7,200

MODEL	PRODUCT CODE	M.S.R.P
RB400	T6-400USR	\$ 13,600

MODEL	PRODUCT CODE	M.S.R.P
RB500	T6-500USR	\$ 16,700

MODEL	PRODUCT CODE	M.S.R.P
RB600	T6-600USR	\$ 19,900

MODEL	PRODUCT CODE	M.S.R.P
RB600E (Engine)	T6-600EUSR	\$ 23,600

MODEL	PRODUCT CODE	M.S.R.P
RB580	T6-580USR	\$ 23,100

MODEL	PRODUCT CODE	M.S.R.P
RB680 "NATURAL BORN LEADER"	T6-680USRNBL	\$ 30,000
RB680 "FARM KING COMBO"	T6-680USRFKC	\$ 30,700
RB680 "CUSTOM OPERATOR"	T6-680USRCOC	\$ 31,900

### Single round bale wrapper table revolution requirement according to targeted layers

Bale dimension		4 layers	6 layers	8 layers	10 layers
Width	Diameter	(1 Stret./2 Stret)	(1 Stret./2 Stret)	(1 Stret./2 Stret)	(1 Stret./2 Stret)
4	4	15/8	22/11	30/15	37/19
4	5	19/10	28/14	37/19	46/23
4	6	22/11	33/17	44/22	55/28
5	5	19/10	28/14	37/19	46/23
5	6	22/11	33/17	44/22	55/28

**POWERED by**  
**HONDA™**

## Individual round bale wrapper description

### RB200

- Manual wrapper from A to Z
- 3 point hitch mounting system
- Plastic cutting system

### RB400

- Manual wrapper from A to Z
- Pulled type
- For stationary wrapping

### RB500

- Manual wrapper
- Pulled type
- For stationary wrapping
- Extension cable
- Mechanical cut & hold plastic system - holds the film in place and cuts it automatically

### RB600

- Automated remote controlled wrapper
- Pulled type
- For stationary wrapping
- Mechanical cut & hold plastic system - holds the film in place and cuts it automatically

### RB600E (ENGINE)

- Automated remote controlled wrapper
- Pulled type
- For stationary wrapping
- Mechanical cut & hold plastic system - holds the film in place and cuts it automatically
- Honda Engine 13HP- offers high horsepower, exceptional adaptability, great fuel efficiency

### RB580

- Manual wrapper
- Pulled type
- For wrapping in the field – using the loading arm, wrapping on the go following the baler
- Mechanical cut & hold plastic system - holds the film in place and cuts it automatically
- Self-Loading arm
- Extension cable
- 3 positions bale dumper- deposits bales in 3 different positions including either end

### RB680 “Natural born leader combo”

### “Farm king combo”

### “Custom Operator”

- Automated remote controlled
- Pulled type
- For stationary wrapping
- Hydraulic cut & hold plastic system
- Honda Engine 13HP
- Front and rear Stabilizer
- Roll-off bale dumper

- Automated remote controller
- Pulled type
- For stationary wrapping
- Hydraulic cut & hold plastic system
- Honda Engine 13HP
- Front and rear Stabilizer
- 3 positions bale dumper

- Automated remote controlled
- Pulled type
- For stationary wrapping
- Hydraulic cut & hold system
- Honda Engine 13HP
- Front and rear Stabilizer
- 3 positions bale dumper
- 2<sup>nd</sup> stretcher



## Individual round bale wrapper features

<b>INDIVIDUAL WRAPPERS</b>		<b>RB200</b>	<b>RB400</b>	<b>RB500</b>	<b>RB600</b>	<b>RB600E</b>	<b>RB580</b>	<b>RB680</b>
<b>DIMENSIONS</b>	<b>Overall width - B</b>	62 1/4" (1.53m)	6',9" (2.1m)	6',9" (2.1m)	6',9" (2.1m)	6',9" (2.1m)	8',5" (2.56m)	7',4" (2.26m)
	<b>Overall height -C</b>	73" (1.85m)	6',8" (2.1m)	6',8" (2.1m)	6',8" (2.1m)	6',8" (2.1m)	9',8" (2.98m)	8',5" (2.60m)
	<b>Overall length - A</b>	100 7/8" (2.54m)	10',10" (3.3m)	10',10" (3.3m)	10',10" (3.3m)	10',10" (3.3m)	15',7" (4.77m)	11',5" (3.55m)
	<b>Overall weight</b>	612kg (1350lbs)	800kg (1763lbs)	800kg (1763lbs)	800kg (1763lbs)	800kg (1763lbs)	1455kg (3202lbs)	941kg (2071lbs)
<b>BALE CAPACITY</b>	<b>Round bale diameter</b>	up to 5',6" (1.65m)	up to 5',6" (1.65m)	up to 5',6" (1.65m)	up to 5',6" (1.65m)	up to 5',6" (1.65m)	up to 6' (1.8m)	up to 6' (1.8m)
	<b>Round bale length</b>	up to 5' (1.5m)	up to 5' (1.5m)	up to 5' (1.5m)	up to 5' (1.5m)	up to 5' (1.5m)	up to 5' (1.5m)	up to 5' (1.5m)
	<b>Square bale</b>	n/a	n/a	n/a	n/a	n/a	n/a	n/a
	<b>Wrapping speed</b>	up to 30 bales/hr	up to 40 bales/hr	up to 40 bales/hr	up to 40 bales/hr	up to 40 bales/hr	up to 65 bales/hr	up to 65 bales/hr
	<b>Wrapping process</b>	Manual	Manual	Manual	Automatic	Automatic	Manual	Automatic
	<b>Mode</b>	3 point hitch	Stationary	Stationary	Stationary	Stationary	Pulled behind	Stationary
<b>SPECIFICATIONS</b>	<b>Aluminum film stretcher</b>	1 x 30" (750mm)	1 x 30" (750mm)	1 x 30" (750mm)	1 x 30" (750mm)	1 x 30" (750mm)	1 x 30" (750mm)	1 x 30" (750mm) or 2 x 30" (optional)
	<b>Engine</b>	n/a	n/a	n/a	n/a	13 HP Honda (18 Amp)	n/a	13 HP Honda (18 Amp)
	<b>Bale dumper</b>	n/a	n/a	n/a	n/a	n/a	3 positions	1 position or 3 positions (optional)
	<b>Bale guides rollers</b>	Standard	Standard	Standard	Standard	Standard	Standard	Standard
	<b>Leveling system</b>	n/a	n/a	n/a	n/a	n/a	n/a	Front/ rear stabilizers
	<b>Road lights</b>	n/a	n/a	n/a	n/a	n/a	For tractor	For truck
	<b>Night Work lights</b>	n/a	n/a	n/a	n/a	Standard	n/a	Standard
	<b>Tires</b>	n/a	18.5 x 8.5- 8 (215/60- 8)	18.5 x 8.5- 8 (215/60- 8)	18.5 x 8.5-8 (215/60-8)	18.5 x 8.5- 8 (215/60- 8)	26 x 12-12 (300/60- 12)	26 x 12-12 (300/60- 12)
	<b>High floatation Tires</b>	n/a	n/a	n/a	n/a	n/a	Standard	Standard
	<b>Plastic cut&amp;hold system</b>	Plastic cut only	n/a	Mechanical	Mechanical	Mechanical	Mechanical	Hydraulic
	<b>Self-loading arm</b>	n/a	n/a	n/a	n/a	n/a	Standard	n/a
	<b>Electronic bale counter</b>	Standard	Standard	Standard	Standard	Standard	Standard	Standard
	<b>Tractor Minimum Hydraulic Flow</b>	8 Gal/min (30 litres/min)	8 Gal/min (30 litres/min)	8 Gal/min (30 litres/min)	8 Gal/min (30 litres/min)	Not required	8 Gal/min (30 litres/min)	Not required

## Individual square bale wrapper pricing

MODEL	PRODUCT CODE	M.S.R.P
780SB "FARM KING COMBO"	T7-780USRFKC	\$ 41,600
780SB "CUSTOM OPERATOR"	T7-780USRCOC	\$ 44,800

## Individual square bale wrapper description

### 780SB "Farm king combo"

- Automated wrapper
- Pulled type
- For stationary wrapping
- Hydraulic cut & hold plastic system- holds the film in place and cuts it automatically after each **bale**
- Honda Engine 13HP- offers high horsepower, exceptional adaptability great fuel efficiency
- Hydraulic bale dumper
- Road light for truck
- Front and rear Stabilizer
- Tandem axle
- 1 stretcher

### 780SB "Custom Operator"

- Automated wrapper
- Pulled type
- For stationary wrapping
- Hydraulic cut & hold plastic system- holds the film in place and cuts it automatically after each **bale**
- Honda Engine 13HP- offers high horsepower, exceptional adaptability great fuel efficiency
- Hydraulic bale dumper
- Road light for truck
- Front and rear Stabilizer
- Tandem axle
- 2 Stretchers

### Single square bale wrapper table revolution requirement according to targeted layers

Bale dimension (dia. X L)			4 layers (1 Stretcher./ 2 Stretchers)	6 layers (1 Stretcher./ 2 Stretchers)	8 layers (1 Stretcher./ 2 Stretchers)	10 layers (1 Stretcher./ 2 Stretchers)
Height	Width	Length				
3	3	5	19	28	37	47
3	3	6	22	32	42	52
3	4	5	20	30	40	50
3	4	6	23	34	45	56
4	4	5	22	32	42	52
4	4	6	24	35	47	59

## Individual square bale wrapper features

<b>INDIVIDUAL WRAPPERS</b>		<b>SB780</b>
<b>DIMENSIONS</b>	Overall width - B	7',6" (2.34m)
	Overall height -C	8',4" (2.57m)
	Overall length - A	18',2" (5.56m)
	Overall weight	2170kg (4784lbs)
<b>BALE CAPACITY</b>	Round bale diameter	up to 6' (1.8m)
	Round bale length	up to 5' (1.5m)
	Square bale	3'x3' up to 6'
	Wrapping speed	up to 65 bales/hr
	Wrapping process	Automatic
	Mode	Stationnary
<b>SPECIFICATIONS</b>	Aluminum film stretcher	1 x 30" (750mm) or 2 x 30" (optional)
	Engine	13 HP Honda (18 Amp. Alternator)
	Bale dumper	Bale receiver platform
	Bale guides rollers	Standard
	Leveling system	Front &rear stabilizers
	Road lights	For truck
	Night Work lights	Standard
	Tires	20.5 x 8-10 (205/65-10)
	High floatation Tires	Standard
	Plastic cut & hold system	Hydraulic
	Self-loading arm	n/a
	Electronic bale counter	Standard
	Tractor Minimum Hydraulic Flow	No trequired
Tractor Minimum Hydraulic Pressure	Not required	

## Self-loading bale carrier pricing

MODEL TRB1000 (10 x 4' ROUND BALES)	PRODUCT CODE	M.S.R.P
TRB-1000 without brakes (3 hydraulic outlets)	T2-RA10USR	\$ 28,400
TRB-1000 with brakes (3 hydraulic outlets)	T2-RA10HBUSR	\$ 33,100

MODEL TRB1400 (14 x 4' ROUND BALES)	PRODUCT CODE	M.S.R.P
TRB-1400 without brakes (3 hydraulic outlets)	T2-RA14USR	\$ 38,700
TRB-1400 with brakes (3 hydraulic outlets)	T2-RA14HBUSR	\$ 43,400

MODEL TRB2000 (20 x 4' ROUND BALES)	PRODUCT CODE	M.S.R.P
TRB-2000 without brakes (2 hydraulic outlets)	T2-RA20USR	\$ 45,500
TRB-2000 without brakes direct plug (4 hydraulic outlets required)	T2-RA20SUSR	\$ 45,500
TRB-2000 with brakes (2 hydraulic outlets required)	T2-RA20HBUSR	\$ 50,300
TRB-2000 with brakes direct plug (4 hydraulic outlets)	T2-RA20BSUSR	\$ 50,300

MODEL TSR3450 (19 SQUARE BALES)	PRODUCT CODE	M.S.R.P
TSR-3450 without brakes (2 hydraulic outlets)	T2-TSR3450USR	\$ 61,600
TSR-3450 with brakes (3 hydraulic outlets)	T2-TSR3450HBUSR	\$ 66,300

MODEL STACKPRO7200 ( SQUARE BALES)	PRODUCT CODE	M.S.R.P
Stackpro 7200 without brakes (2 hydraulic outlets)	T2-STACKPRO7200USR	\$ 143,000
Stackpro 7200 with brakes (2 hydraulic outlets)	T2-STACKPRO7200HBUSR	\$ 153,000

## Self-loading bale carrier options

DESCRIPTIONS	PRODUCT CODE	TRB-1000	TRB-1400	TRB-2000	TSR-3450
Electric selector valve	T2-VALSEL	\$ 1,200	\$ 1,200	n/a	n/a
Side extension for 5'6" (1.65m) round bale diameter for TRB1000	T2-ELARG10	\$ 1,200	n/a	n/a	n/a
Side extension for 5'6" (1.65m) round bale diameter for TRB1400-2000	T2-ELARG	n/a	\$ 1,600	\$ 1,600	n/a
Rear extension to increase load capacity TRB1400-2000 (to load 12, 5x5 bales)	T2-X72F	n/a	\$ 800	\$ 800	n/a
Pole extension	T2-EXT4	\$ 700	\$ 700	\$ 700	Standard

## Self-loading bale carrier features

<b>SELF-LOADING TRAILERS</b>		<b>TRB1000</b>	<b>TRB1400</b>	<b>TRB2000</b>	<b>TSR3450</b>	<b>STACKPRO</b>
<b>DIMENSIONS</b>	<b>Width - A</b>	8',5" (2.6m)	8',5" (2.6m)	8',5" (2.6m)	8',5" (2.6m)	8' 3" (243 cm)
	<b>Overall width (including loading arm)</b>	9',1" (2.8m)	9',5" (2.9m)	9',5" (2.9m)	9',8" (3m)	8' 3" (243 cm)
	<b>Height - C</b>	7',5" (2.3m)	7',7" (2.4m)	11',1" (3.4m)	7',9" (2.4m)	12' 8" (365 cm)
	<b>Overall height (including loading arm)</b>	12',6" (3.8m)	12',1" (3.6m)	12',1" (3.6m)	9',8" (3m)	12' 8" (365 cm)
	<b>Bed height</b>	3',9" (1.2m)	3',9" (1.2m)	3',9" (1.2m)	4',4" (1.4m)	5' 3" (1.62 m)
	<b>Overall length - E</b>	24',9" (7.6m)	33',5" (10.2m)	33',5" (10.2m)	37',6" (11.5m)	39' (11.96 m)
	<b>Overall weight</b>	3010kg (6636lbs)	4620kg (10185lbs)	4940kg (10890lbs)	6890kg (15189lbs)	11350 kg (25022 lb)
	<b>Weight on tow bar</b>	680kg (1499lbs)	1185kg (2608lbs)	1363kg (3000lbs)	1290kg (2844lbs)	1261 kg (2782 lb)
<b>BALE CAPACITY</b>	<b>Round bale diameter</b>	up to 5' (1.5m)	up to 5' (1.5m)	up to 5' (1.5m)	n/a	n/a
	<b>Round bale diameter (with side extension option)</b>	up to 5',6" (1.65m)	up to 5',6" (1.65m)	up to 5',6" (1.65m)	n/a	n/a
	<b>Square bale</b>	n/a	n/a	n/a	up to 4' x 4' (120cm x 120cm)	Up to 4' x 4' (120 cm x 120 cm)
	<b>Bale type</b>	Baleage & dry hay	Baleage & dry hay	Baleage & dry hay	Baleage & dry hay	Baleage & dry hay
<b>SPECIFICATIONS</b>	<b>Loading capacity on axle (including bale carrier weight)</b>	12 247kg (27 000lbs)	18 144kg (40 000lbs)	18 144kg (40 000lbs)	18 144kg (40 000lbs)	21772 kg (47 998 lbs)
	<b>Hydraulic unloading</b>	Standard	Standard	Standard	Standard	Standard
	<b>Unloading angle</b>	40°	35°	35°	35°	90°
	<b>Pusher travel stocke</b>	6',5" (1.98m)	6',5" (1.98m)	6',5" (1.98m)	6',5" (1.98m)	Automatic
	<b>Hydraulic push ramp system</b>	Standard	Standard	Standard	Standard	Automatic
	<b>Full charge indicator</b>	Standard	Standard	Standard	Standard	Standard
	<b>Double plate hitch</b>	Standard	Standard	Standard	Standard	Standard
	<b>Road lights</b>	Standard	Standard	Standard	Standard	Standard
	<b>Tandem axle</b>	Standard	Standard	Standard	Standard	Standard
	<b>Safety chain</b>	Standard	Standard	Standard	Standard	Standard
	<b>Self-loading arm design</b>	Tubular round	Tubular round	Tubular round	Hydraulic clamp arm	Hydraulic clamp arm
	<b>Able to load a second row of bales</b>	n/a	n/a	Telescopic arm	Scissor platform	platform
	<b>Pole extension</b>	n/a	n/a	n/a	Standard	n/a
	<b>Tires</b>	400/60-22.5	550/45-22.5	550/45-22.5	550/45-22.5	550/45-22.5
	<b>Tractor Minimum Hydraulic Flow</b>	10 Gal/min (37 litres/min)	10 Gal/min (37 litres/min)	10 Gal/min (37 litres/min)	10 Gal/min (37 litres/min)	10 Gal/min (37 litres/min)
	<b>Tractor Minimum Hydraulic Pressure</b>	2200 psi	2200 psi	2500 psi	2500 psi	2500 psi
	<b>Tractor Minimum HP requiemnts</b>	100 HP	100 HP	130 HP	130 HP	175 HP
<b>Tractor Remote outlets required</b>	3	3	2	2	2	
<b>PTO Speed /PTO shaft</b>	n/a	n/a	n/a	n/a	1000RPM/ 1 3/4-Z21	

## Self-loading bale carrier useful information

<b>TIRE CHART</b>						
Dimensions	Rim	Width	Diameter	Maximum load per wheels at 40km/hr	Inflation pressure	Ply
		inches (mm)	inches (mm)	lbs (kg)	psi (bar)	plys
400/60-22.5	22.5	16 (400)	42.1 (1070)	8820 (4000)	51 (3.5)	16
550/45-22.5	22.5	22 (550)	42.1 (1070)	8050 (3650)	30 (2.1)	16


<b>BALE LOADING CAPACITY &amp; SPEED</b>	<b>TRB1000</b>	<b>TRB1400</b>	<b>TRB2000</b>	<b>TSR3450</b>		<b>STACKPRO</b>	
<b>CAPACITY</b>							
Round bale 4' x 4' diameter (1.2m x 1.2m)	10	14	20	n/a		n/a	
Round bale 4' x 5' diameter (1.2m x 1.5m)	10	14	20	n/a		n/a	
Round bale 4' x 5',6'' diameter (1.2m x 1.6m)	10 **	14 **	14	n/a		n/a	
Round bale 5' x 5'' diameter (1.5m x 1.5m)	8	12*	17	n/a		n/a	
Round bale 5' x 5',6'' diameter (1.5m x 1.6m)	8 **	12 */**	12 **	n/a		n/a	
Square bale 3' x 3' x 8' long (90cm x 90cm x 2.4m)	n/a	n/a	n/a	19	27		
Square bale 4' x 3' x 8' long (1.2m x 90cm x 2.4m)	n/a	n/a	n/a	14	16		
Square bale 4' x 4' x 8' long (1.2m x 1.2m x 2.4m)	n/a	n/a	n/a	7	12		
Maximum loading capacity (lbs)	20 000 lbs	30 000 lbs	29 000 lbs	26 350 lbs		22 967 lb	
Maximum weight per round bale (lbs) (4'x4'/4'x5'/4x5',6'')	2000 lbs	2143 lbs	1450 lbs / 2071 lbs	n/a		n/a	
Maximum weight per round bale (lbs) (5'x5'/5x5',6'')	2500 lbs	2500 lbs	1706 lbs / 2417 lbs	n/a		n/a	
Maximum weight per square bale (lbs) (3'x3')	n/a	n/a	n/a	1387 lbs	1100 kg (2400lb)		
Maximum weight per square bale (lbs) (4'x3')	n/a	n/a	n/a	1882 lbs	1100 kg (2400lb)		
Maximum weight per square bale (lbs) (4'x4')	n/a	n/a	n/a	2500 lbs	1100 kg (2400lb)		
<b>BALES PER HOUR TRANSPORTED</b>				3' x 3'	3' x 4'	3' x 3'	3' x 4'
On a distance of 0.62 mile	55	65	75	75	65	106	78
On a distance of 1.24 mile	36	45	55	55	45	85	60
On a distance of 1.86 mile	26	34	43	43	34	71	49
On a distance of 2.48 miles	21	27	36	36	27	61	41
On a distance of 3.10 miles	17	23	30	30	23	53	35

\* MUST BE EQUIPPED WITH T2-XF72

\*\* MUST BE EQUIPPED WITH T2-ELARG (ELARG-10)

## Wraprot pricing

MODEL	PRODUCT CODE	M.S.R.P
WRAPTOR INLINE WRAPPER	T17-WRAPTORENUSR	\$ 23,200
WRAPTOR SELF-LOADING TRAILER	T17-WRAPTORREMUSR	\$ 63,000

 In order to use the Wraprot system you must have both the “Wraprot inline wrapper” AND “Wraprot self-loading trailer” to make a complete set. Multiple “Wraprot self-loading trailer” could be used for one “Wraprot inline wrapper” in order to increase productivity.

## Wraprot Self-loading bale carrier features

WRAPTOR : BALE CARRIER SPECS		
DIMENSIONS	Width	8',4" (2.5m)
	Overall width (including loading arm) - A	9',8" (3m)
	Height - B	8',8" (2.7m)
	Overall height (including loading arm) - C	12' (3.6m)
	Bedheight	4',6" (1.4m)
	Overall length - D	41',3" (12.6m)
	Overall weight	4870kg (10800lbs)
BALE	Round bale diameter	up to 5' (1.5m)
	Square bale	n/a
	Bale type	Baleage & dry hay
	Bale loading capacity	14 (4'x4') – 12 (5'x5')
SPECIFICATION	Loading capacity on axle (including bale carrier weight)	18143kg (40000lbs)
	Hydraulic unloading	Standard
	Pusher travel stocke	5',1" à 7' (1.5 à 2.1m)
	Hydraulic push ramp system	Standard
	Full charge indicator	Standard
	Double plate hitch	Standard
	Road lights	Standard
	Steerable Tandem axle	Standard
	Self-loading arm design	Tubular round
	Tilting tow bar for easy hook-up to wrapper	Standard
	Adjustable lateral ramp according to bale dimension	Standard
	Camera	Standard
	Tires	550/45-22.5
	Minimum Hydraulic Flow	10 Gal/min (37 litres/min)
	Minimum Hydraulic Pressure	2200 psi
	Minimum HP requirements	120 HP
Remote outlets required	2	

## Wraprot Inline Wrapper features

<b>WRAPTOR : INLINE WRAPPER SPECS</b>		
<b>DIMENSIONS</b>	<b>Width</b>	<b>9',6" (2.8m)</b>
	<b>Overall width (including loading arm) - A</b>	<b>in transport mode 8',5" (2.5m)</b>
	<b>Height - B</b>	<b>9',7" (2.9m)</b>
	<b>Overall height (including loading arm) - C</b>	<b>9',7" (2.9m)</b>
	<b>Bedheight</b>	<b>n/a</b>
	<b>Overall length - D</b>	<b>14',6" (4.4m)</b>
	<b>Overall weight</b>	<b>1620kg (3571lbs)</b>
<b>BALE</b>	<b>Round bale diameter</b>	<b>up to 5' (1.5m)</b>
	<b>Square bale</b>	<b>n/a</b>
	<b>Bale type</b>	<b>Baleage&amp; dry hay</b>
<b>SPECIFICATIONS</b>	<b>Aluminum film stretcher</b>	<b>4 x 30" (750mm)</b>
	<b>Engine</b>	<b>13 HP Honda</b>
	<b>Final bale push off</b>	<b>with the trailer pusher</b>
	<b>Bedshape</b>	<b>V-shaped for round bales</b>
	<b>Bale guides for alignment</b>	<b>Adjustable</b>
	<b>Bale guides rollers</b>	<b>2</b>
	<b>Leveling system</b>	<b>Hydraulic jack</b>
	<b>Road lights for tractor</b>	<b>Standard</b>
	<b>Hoop speed</b>	<b>Adj. flow control valve</b>
	<b>Traction Tires</b>	<b>29x12.5-15</b>
	<b>Rear tires</b>	<b>11L-15</b>
	<b>Hydraulic tailgate</b>	<b>Standard</b>
	<b>Auto-locking wheels</b>	<b>Standard</b>
	<b>Adjustable hydraulic compaction system</b>	<b>Standard</b>
	<b>Plastic film watch</b>	<b>n/a</b>
	<b>Working light</b>	<b>n/a</b>
	<b>Remote control wrapping</b>	<b>Standard</b>
	<b>Large fuel Tank</b>	<b>n/a</b>
	<b>Automatic pilot sensors</b>	<b>n/a</b>
	<b>20HP honda engine</b>	<b>n/a</b>



## Bale blower pricing

PRO-CHOP 150 BALE BLOWER MODEL	PRODUCT CODE	M.S.R.P.
BALE BLOWER PULLED TYPE / ELECTRIC CONTROLS (5' BALES)	T20-PROCHOP150	\$ 36,700

### Package description

#### "BALE BLOWER" model Pro-Chop 150

- **NEW Orientable 270° chute** – spreading material up to 60' on the right side and 40' on the left side
- **NEW 2 cameras ( working view – reverse view)**
- **NEW top gate**
- **NEW recutter screen (for straw)**
- **NEW rotor with 264 knives**
- **NEW larger wheels/tires**
- **68" diameter blowing fan in AR400 steel**
- **Loading tail gate**
- **Capacity to process two bales of 5' or one round bale up to 6'**
- **Capacity to process square bales up to 4x4x8**
- **Electrical remote controls**
- **Large diameter rotor and Highly resistant chain conveyor**
- **4 different tool less settings:**

Stages	Description	Haylage	Hay	Straw
Stage 1	Top gate open	Full length	Full length	Full length
Stage 2	Top gate close	*Down to 4-5 in.	*Down to 4-5 in.	*Down to 4-5 in.
Stage 3	Counter knives activated	*Down to 3-4 in.*	*Down to 3-4 in.	*Down to 3-4 in.
Stage 4	Recutter screen 2 inch round	n/a	*Down to 1-2 in.	*Down to 1-2 in.

## Bale blower/feeder features

	<b>BALE BLOWER/FEEDER</b>	<b>PRO-CHOP 150</b>
<b>DIMENSIONS</b>	Overall width (m)	7' 11 (2.4m)
	Overall height (m)	8' 10" (2.7)
	Overall length (m)	14' 8" (4.52m)
	Overall weight (kg)	2550 kg (5621 lbs)
	Bale chamber ( W x H x L)	5',4" x 3',9" x 6',5" (1.65x1.20x2m)
	Bale chamber capacity	152 cuft (4 m3)
<b>BALE</b>	Type of bales	Straw-hay-baleage
	Round Bale Capacity	1 bale up to 6'x 5' long (1.9mx1.5m) or 2 bales 5'x5'long (1.5mx1.5m)
	Square Bale Capacity	4 'x4'x9'(1.2x1.3x2.8m)
	Maximum bale(s) weight	1250 kg (2755lbs)
<b>SPECIFICATIONS</b>	Maximum discharge distance	up to 60' on the right and 40' on the left side
	Controls	Electrical with conveyor speed adjustment
	Chute rotation	270°
	Tires	315/80R22.5
	Tractor mounting	Double plate hitch
	Number of blower paddles	8
	Number of knives	264
	Number of discs on rotor	22
	Tractor Minimum Hydraulic Flow	9 Gal/min (35 litres/min)
	Tractor Minimum Hydraulic Pressure	2300-2900 psi
	Tractor Minimum HP requirements	80 HP
	Tractorhydraulicrequirements	1
PTO requirement	540 RPM	

## Bale grabber pricing

MODEL	PRODUCT CODE	M.S.R.P
<b>Model 4000</b>	T3-P4000	\$ 2,100
<b>Model 5000</b>	T3-P5000	\$ 2,300
<b>Model 6000</b>	T3-P6000	\$ 3,000

## Bale grabber description

### Model 4000

Model 4000 for round bales up to 60" (1.5m) diameter.

Include the following features:

- 2 cylinders
- Weight 190.5kg (420lbs)
- Minimum opening: 33.5" (86cm)
- Maximum opening: 68" (173cm)
- Frame dimension 66.75" (167cm)

### Model 5000

Model 5000 for round bales up to 63" (1.57m) diameter.

Include the following features:

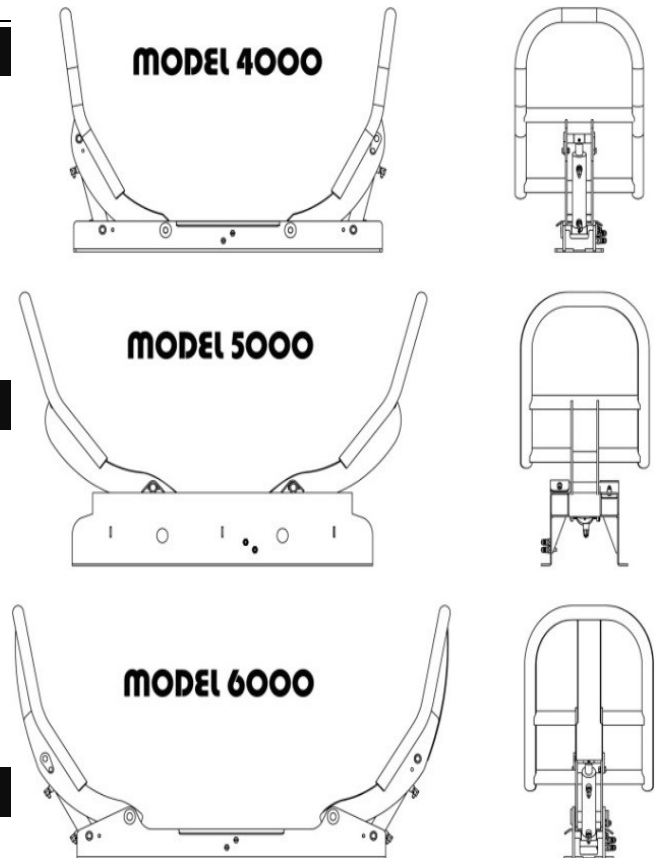
- 1 cylinder
- Weight 208.5kg (460lbs)
- Minimum opening: 33.5" (86cm)
- Maximum opening: 84" (213cm)
- Frame dimension 65" (165cm)

### Model 6000

Model 6000 for round AND square bales up to 84" (2.1m) diameter.

Include the following features:

- 2 cylinders
- Weight 213.2kg (470lbs)
- Minimum opening: 19" (48cm)
- Maximum opening: 90" (229cm)
- Frame dimension 66.75" (167cm)



## Bale grabber options

DESCRIPTION	PRODUCT CODE	M.S.R.P.
<b>Hydraulic hose extension 6' (1.8m)</b>	T3-PBB5QC	\$ 130
<b>Hydraulic hose extension 20' (6m)</b>	T3-PBB20QC	\$ 210
<b>Hydraulic hose extension 30' (9m)</b>	T3-PBB30QC	\$ 330

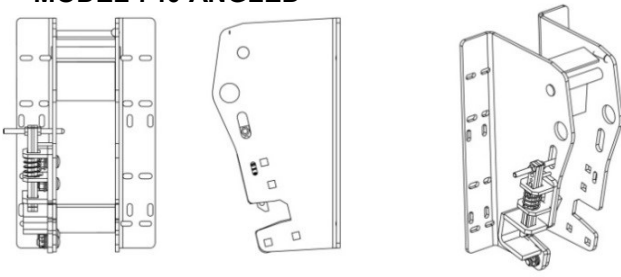
## Bale Spear pricing

Bale Spears		
Bale spear =1 Spear (round bale)	T3-PIC1	\$ 500
Bale spear = 2 spears (round and square bale)	T3-PIC2	\$ 800

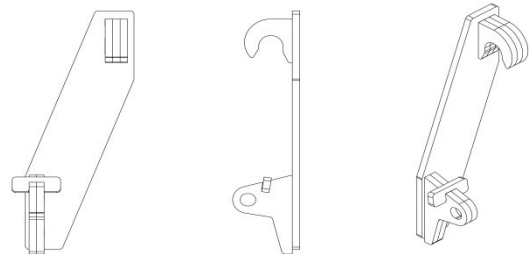
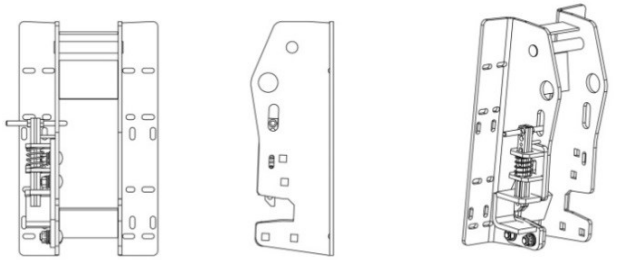
## Quick attach pricing

MODEL	PRODUCT CODE	M.S.R.P
Model 740 John Deere (straight)	T3-QA740B	\$ 800
Model 740 John Deere (angled)	T3-QA740	\$ 800
Model ALO welded	T3-QAALOS	\$ 300
Model ALO bolted	T3-QAALOB	\$ 400
Model Skid Steer (NH or John Deere)	T3-QANH	\$ 500
Universal attachment (not quick attach)	T3-QAU	\$ 200

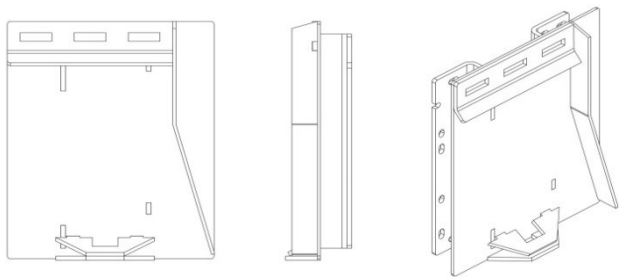
### MODEL 740 ANGLED



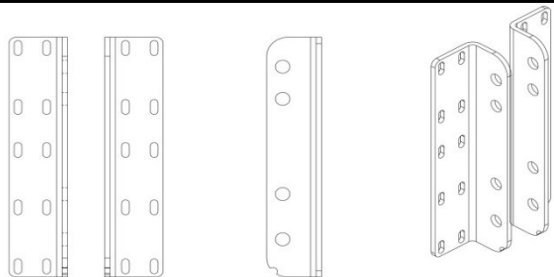
### ALO BOLTED



### MODEL 740 STRAIGHT



### ALO WELDED



### SKID STEER (NEW HOLLAND OR JOHN DEERE)

### UNIVERSAL ATTACHMENT

**A280 TMR vertical single auger mixer pricing**

MODEL A280 ( 282 cu3 to 367 cu3)	PRODUCT CODE	M.S.R.P
MODEL A280 - <b>RIGHT SIDE TRAP DISCHARGE</b> (282 CU.FT) 70HP REQUIRED	T21-A280ST	\$ 29,900

OPTIONS FOR <b>RIGHT SIDE TRAP DISCHARGE</b>	PRODUCT CODE	M.S.R.P
Rear left side trap discharge	T21-STRL	\$ 2 300.00
Magnet (per door)	T21-STMA	\$ 400.00
Incline belt conveyor discharge (include hyd drive) 0,9m right hand	T21-STIC90	\$ 3 600.00
Incline belt conveyor discharge (include hyd drive) 1,2m right hand	T21-STIC120	\$ 3 750.00
Incline belt conveyor discharge (include hyd drive) 1,5m right hand	T21-STIC150	\$ 3 900.00
6" Capacity extension (310 cu.ft) 70HP required	T21-CE6280	\$ 950.00
12" Capacity extension (338 cu.ft) 70HP required	T21-CE12280	\$ 1 150.00
18" Capacity extension (367 cu.ft) 70HP required	T21-CE18280	\$ 1 300.00
Hay retention ring (compatible with any capacity extension)	T21-HR280	\$ 800.00
Total weight repeater	T21-TWR	Price on demand

STANDARD FEATURES for all A280 models	
Auger (1) 40,3 RPM @ 540 PTO RPM made out of AR400 steel	Standard
1 HD planetary Gearbox	Standard
PTO CV wide angle 1"3/8 6 Spline - VP Line	Standard
Direct drive / input 540 RPM	Standard
Manual Jack	Standard
Remote hydraulic TRUE-CUT restrictor blades (2)	Standard
Cutting knife (10/Auger)	Standard
Light kit	Standard
Undercarriage - single axle	Standard
(2) Agricultural tires 15,0/55-17 18 plys	Standard
Safety Chain	Standard
Ladder	Standard
Smartcontrol and Hand held remote	Standard
Shaker box	Standard

**Prorate 5 YR warranty on Planetary Gearbox:**

- 1st year 100%
- 2nd year 75%
- 3rd year 50%
- 4th year 25%
- 5th year 10%

**5 YR on Frame****4 YR on load cell and smart control handheld (battery excluded)****1 Year: Everything not mentioned in the above.**

## A280 TRM mixer features

<b>MIXER</b>	<b>A280</b>	<b>A380</b>	<b>A520</b>	<b>A700</b>
Overall width – B	7' 5" (2.1 m)	8' (2.4 m)	8' 3" ( 2.4m)	8' 5" (2.6 m)
Overall height – C	8' 1"/9' 5" (2.4/2.7 m)	8' 1" / 9' 5" (2.4/2.7 m)	8' 5"/10' (2.6/3 m)	9' 1"/ 10' 6" (2.8/3 m)
Overall length – A	14' 6" (4.2 m)	17' ( 5.1m)	22' 5" ( 6.7 m)	26' 5" ( 7.9 m)
Overall weight (kg)	2900 kg (6393 lbs)	3600 kg (7936 lbs)	5700 kg (12566 lbs)	6860 kg ( 15123 lbs)
Volume Capacity (no extension)	282/311/339/368 cu3 (7.9/8.8/9.5/10.4 m3)	380/417/454/491 cu3 (10.7/11.8/12.8/13.9m3)	522/569/619/668 cu3 (14.7/16.1/17.5/18.9 m3)	695/763/830/898 cu3 (19.2/21/23.5/25.4 m3)
Capacity 6" extension	311 cu3 (8.8/m3)	417 cu3 (11.8/m3)	569 cu3 (/16.1m3)	763 cu3 (21/m3)
Capacity 12" extension	339 cu3 (9.5/m3)	454 cu3 (12.8/m3)	619 cu3 (17.5/m3)	830 cu3 (23.5/m3)
Capacity 18" extension	368 cu3 (10.4/m3)	491 cu3 (13.9/m3)	668 cu3 (18.9/m3)	898 cu3 (25.4/m3)
Auger	1	1	2	2
HD planetary Gear box	1	1	2	2
PTO CV wide angle 1"3/8 6 Spline	Standard	Standard	Standard	Standard
Direct drive / input 540 RPM	Standard	Standard	Standard	Standard
Manual Jack	Standard	Standard	Standard	N/A
Hydraulic Jack	N/A	N/A	N/A	Standard
Remote hydraulic TRUE-CUT (2)	Standard	Standard	Standard	Standard
Cutting knife (10/Auger)	Standard	Standard	Standard	Standard
Undercarriage - single axle	Standard	Standard	Standard	N/A
Undercarriage - Tandem axle	N/A	N/A	N/A	Standard
(2) Agricultural tires 15.0/55-17	Standard	Standard	N/A	N/A
(2) Radial tires 315/80R22.5	N/A	N/A	Standard	N/A
(4) Radial tires 445/45R19.5	N/A	N/A	N/A	Standard
(6) Radial tires 445/45R19.5	N/A	N/A	N/A	N/A
(4) Tires 495/45 R22.5 Good Year	N/A	N/A	N/A	N/A
Safety Chain	Standard	Standard	Standard	Standard
Viewing platform	N/A	N/A	N/A	Standard
Ladder	Standard	Standard	Standard	Standard
Smartcontrol remote	Standard	Standard	Standard	Standard

## A380 TMR vertical single auger mixer pricing

MODEL A380 ( 380 cu3 to 490 cu3)	PRODUCT CODE	M.S.R.P
MODEL A380 - <b>RIGHT SIDE TRAP</b> DISCHARGE ONLY (380 CU.FT) 85HP REQUIRED	T21-A380ST	\$ 34 900.00
MODEL A380 - <b>FRONT CONVEYOR</b> DISCHARGE (380 CU.FT) 85HP REQUIRED	T21-A380FD	\$ 39 500.00

OPTIONS FOR <b>RIGHT SIDE TRAP</b> DISCHARGE	PRODUCT CODE	M.S.R.P
Rear left side trap discharge	T21-STRL	\$ 2 300.00
Magnet (per door)	T21-STMA	\$ 400.00
Incline Belt Conveyor discharge (include hyd drive) 0,9m right hand	T21-STIC90	\$ 3 600.00
Incline Belt Conveyor discharge (include hyd drive) 1,2m right hand	T21-STIC120	\$ 3 750.00
Incline Belt Conveyor discharge (include hyd drive) 1,5m right hand	T21-STIC150	\$ 3 900.00
6" Capacity extension (416 cu.ft) 85HP required	T21-CE6380	\$ 1 100.00
12" Capacity extension (453 cu.ft) 85HP required	T21-CE12380	\$ 1 300.00
18" Capacity extension (490 cu.ft) 85HP required	T21-CE18380	\$ 1 500.00
Hay retention ring (compatible with any capacity extension)	T21-HR380	\$ 1 000.00
Total weight repeater	T21-TWR	Price on demand
2 Speed gearbox reinforced 540 RPM remote cable shift (26.9/40,3 RPM) (60HP/85HP)	T21-2SGB380	\$ 1 900.00

OPTIONS FOR <b>FRONT CONVEYOR</b> DISCHARGE	PRODUCT CODE	M.S.R.P
*Front Conveyor Discharge can discharge left and right std. Conveyor equipped standard with left and right hydraulic motor. Conveyor can shift left and right 12" as standard feature manually		Standard
Electric over hydraulic control of the conveyor		Standard
Conveyor left and right hydraulic shift 12" **	T21-FDCHD12	\$ 990.00
Incline Belt Conveyor discharge (include hyd drive) 0,9m right hand	T21-FDIC90RH	\$ 1 900.00
Incline Belt Conveyor discharge (include hyd drive) 1,2m right hand	T21-FDIC120RH	\$ 2 100.00
Incline Belt Conveyor discharge (include hyd drive) 1,5m right hand	T21-FDIC150RH	\$ 2 300.00
Incline Belt Conveyor discharge (include hyd drive) 0,9m left hand	T21-FDIC90LH	\$ 1 900.00
Incline Belt Conveyor discharge (include hyd drive) 1,2m left hand	T21-FDIC120LH	\$ 2 100.00
Incline Belt Conveyor discharge (include hyd drive) 1,5m left hand	T21-FDIC150LH	\$ 2 300.00
Magnet (per side)	T21-FDMA	\$ 750.00
6" Capacity extension (416 cu.ft) 85HP required	T21-CE6380	\$ 1 100.00
12" Capacity extension (453 cu.ft) 85HP required	T21-CE12380	\$ 1 300.00
18" Capacity extension (490 cu.ft) 85HP required	T21-CE18380	\$ 1 500.00
Hay retention ring (compatible with any capacity extension)	T21-HR380	\$ 1 000.00
Total weight repeater	T21-TWR	Price on demand
2 Speed gearbox reinforced 540 RPM remote cable shift (26.9/40,3 RPM) (60HP/85HP)	T21-2SGB380	\$ 1 900.00
** Not compatible with Incline belt conveyor		

<b>STANDARD FEATURES for all A380 models</b>	
<b>Auger (1) 40,3 RPM @ 540 PTO RPM made out of AR400 steel</b>	Standard
<b>1 HD planetary Gearbox</b>	Standard
<b>PTO CV wide angle 1"3/8 6 Spline - VP Line</b>	Standard
<b>Direct drive / input 540 RPM</b>	Standard
<b>Remote hydraulic TRUE-CUT restrictor blades (2)</b>	Standard
<b>Cutting knife (10/Auger)</b>	Standard
<b>Light kit / Safety Chain / ladder / manual jack</b>	Standard
<b>Undercarriage - single axle—</b>	Standard
<b>(2) Agricultural tires 15,0/55-17 18 plys</b>	Standard
<b>Smartcontrol and Hand held remote</b>	Standard
<b>Shaker box</b>	Standard

**Prorate 5 YR warranty on Planetary Gearbox:**

- 1st year 100%
- 2nd year 75%
- 3rd year 50%
- 4th year 25%
- 5th year 10%

**5 YR on Frame****4 YR on load cell and smart control handheld (battery excluded)****1 Year: Everything not mentioned in the above.**



## A380 TRM mixer features

<b>MIXER</b>	<b>A280</b>	<b>A380</b>	<b>A520</b>	<b>A700</b>
Overall width – B	7' 5" (2.1 m)	8' (2.4 m)	8' 3" ( 2.4m)	8' 5" (2.6 m)
Overall height – C	8' 1"/9' 5" (2.4/2.7 m)	8' 1" / 9' 5" (2.4/2.7 m)	8' 5"/10' (2.6/3 m)	9' 1"/ 10' 6" (2.8/3 m)
Overall length – A	14' 6" (4.2 m)	17' ( 5.1m)	22' 5" ( 6.7 m)	26' 5" ( 7.9 m)
Overall weight (kg)	2900 kg (6393 lbs)	3600 kg (7936 lbs)	5700 kg (12566 lbs)	6860 kg ( 15123 lbs)
Volume Capacity (no extension)	282/311/339/368 cu3 (7.9/8.8/9.5/10.4 m3)	380/417/454/491 cu3 (10.7/11.8/12.8/13.9m3)	522/569/619/668 cu3 (14.7/16.1/17.5/18.9 m3)	695/763/830/898 cu3 (19.2/21/23.5/25.4 m3)
Capacity 6" extension	311 cu3 (8.8/m3)	417 cu3 (11.8/m3)	569 cu3 (/16.1m3)	763 cu3 (21/m3)
Capacity 12" extension	339 cu3 (9.5/m3)	454 cu3 (12.8/m3)	619 cu3 (17.5/m3)	830 cu3 (23.5/m3)
Capacity 18" extension	368 cu3 (10.4/m3)	491 cu3 (13.9/m3)	668 cu3 (18.9/m3)	898 cu3 (25.4/m3)
Auger	1	1	2	2
HD planetary Gear box	1	1	2	2
PTO CV wide angle 1"3/8 6 Spline	Standard	Standard	Standard	Standard
Direct drive / input 540 RPM	Standard	Standard	Standard	Standard
Manual Jack	Standard	Standard	Standard	N/A
Hydraulic Jack	N/A	N/A	N/A	Standard
Remote hydraulic TRUE-CUT (2)	Standard	Standard	Standard	Standard
Cutting knife (10/Auger)	Standard	Standard	Standard	Standard
Undercarriage - single axle	Standard	Standard	Standard	N/A
Undercarriage - Tandem axle	N/A	N/A	N/A	Standard
(2) Agricultural tires 15.0/55-17	Standard	Standard	N/A	N/A
(2) Radial tires 315/80R22.5	N/A	N/A	Standard	N/A
(4) Radial tires 445/45R19.5	N/A	N/A	N/A	Standard
(6) Radial tires 445/45R19.5	N/A	N/A	N/A	N/A
(4) Tires 495/45 R22.5 Good Year	N/A	N/A	N/A	N/A
Safety Chain	Standard	Standard	Standard	Standard
Viewing platform	N/A	N/A	N/A	Standard
Ladder	Standard	Standard	Standard	Standard
Smartcontrol remote	Standard	Standard	Standard	Standard

## A520 TMR vertical twin auger mixer pricing

MODEL A520 ( 520 cu3 to 666 cu3)	PRODUCT CODE	M.S.R.P
MODEL A520 - <b>RIGHT SIDE TRAP</b> DISCHARGE ONLY (520 CU.FT) 100HP REQUIRED	T21-A520ST	\$ 49 500.00
MODEL A520 - <b>FRONT CONVEYOR</b> DISCHARGE (520 CU.FT) 100HP REQUIRED	T21-A520FD	\$ 52 500.00

OPTIONS FOR <b>RIGHT SIDE TRAP</b> DISCHARGE	PRODUCT CODE	M.S.R.P
Rear left side trap discharge	T21-STRL	\$ 2 300.00
Magnet (per door)	T21-STMA	\$ 400.00
Incline Belt Conveyor discharge (include hyd drive) 0,9m right hand	T21-STIC90	\$ 3 600.00
Incline Belt Conveyor discharge (include hyd drive) 1,2m right hand	T21-STIC120	\$ 3 750.00
Incline Belt Conveyor discharge (include hyd drive) 1,5m right hand	T21-STIC150	\$ 3 900.00
6" Capacity extension (568 cu.ft) 100HP required	T21-CE6520	\$ 1 200.00
12" Capacity extension (617 cu.ft) 100HP required	T21-CE12520	\$ 1 400.00
18" Capacity extension (666 cu.ft) 100HP required	T21-CE18520	\$ 1 600.00
Hay retention ring (compatible with any capacity extension)	T21-HR520	\$ 1 200.00
Total weight repeater	T21-TWR	Price on demand
2 Speed gearbox reinforced 540 RPM easy shift with remote cable (26.9/40,3 RPM) (80HP/115HP)	T21-2SGB520	\$ 3 900.00

OPTIONS FOR <b>FRONT CONVEYOR</b> DISCHARGE	PRODUCT CODE	M.S.R.P
*Front Conveyor Discharge can discharge left and right std. Conveyor equiped standard with left and right hydraulic motor. Conveyor can shift left and right 12" as standard feature manually		Standard
Electric over hydraulic control of the conveyor		Standard
Conveyor left and right hydraulic shift 12" **	T21-FDCHD12	\$ 990.00
Incline Belt Conveyor discharge (include hyd drive) 0,9m right hand	T21-FDIC90RH	\$ 1 900.00
Incline Belt Conveyor discharge (include hyd drive) 1,2m right hand	T21-FDIC120RH	\$ 2 100.00
Incline Belt Conveyor discharge (include hyd drive) 1,5m right hand	T21-FDIC150RH	\$ 2 300.00
Incline Belt Conveyor discharge (include hyd drive) 0,9m left hand	T21-FDIC90LH	\$ 1 900.00
Incline Belt Conveyor discharge (include hyd drive) 1,2m left hand	T21-FDIC120LH	\$ 2 100.00
Incline Belt Conveyor discharge (include hyd drive) 1,5m left hand	T21-FDIC150LH	\$ 2 300.00
Magnet (per side)	T21-FDMA	\$ 750.00
Rear commodity door	T21-FDRCD	\$ 1 750.00
6" Capacity extension (568 cu.ft) 100HP required	T21-CE6520	\$ 1 200.00
12" Capacity extension (617 cu.ft) 100HP required	T21-CE12520	\$ 1 400.00
18" Capacity extension (666 cu.ft) 100HP required	T21-CE18520	\$ 1 600.00
Hay retention ring (compatible with any capacity extension)	T21-HR520	\$ 1 200.00
Total weight repeater	T21-TWR	Price on demand
2 Speed gearbox reinforced 540 RPM easy shift with remote cable (26.9/40,3 RPM) (80HP/115HP)	T21-2SGB520	\$ 3 900.00
** Not compatible with Incline belt conveyor		

<b>STANDARD FEATURES for all A520 models</b>	
<b>Auger (2) 40,3 RPM @ 540 PTO RPM made out of AR400 steel</b>	Standard
<b>2 HD planetaryGear box</b>	Standard
<b>PTO CV wide angle 1"3/8 6 Spline - VP Line</b>	Standard
<b>Direct drive / input 540 RPM</b>	Standard
<b>Remote hydraulic TRUE-CUT restrictor blades (2)</b>	Standard
<b>Cuttingknife (10/Auger)</b>	Standard
<b>Light kit / Safety Chain / ladder / manual jack</b>	Standard
<b>Undercarriage - single axle—</b>	Standard
<b>(2) Radial tires 315/80R22.5</b>	Standard
<b>Smartcontrol and Hand held remote</b>	Standard
<b>Shaker box</b>	Standard

**Prorate 5 YR warranty on Planetary Gearbox:**

- 1st year 100%
- 2nd year 75%
- 3rd year 50%
- 4th year 25%
- 5th year 10%

**5 YR on Frame****4 YR on load cell and smart control handheld (battery excluded)****1 Year: Everything not mentioned in the above.**

## A520 TRM mixer features

MIXER	A280	A380	A520	A700
Overall width – B	7' 5" (2.1 m)	8' (2.4 m)	8' 3" ( 2.4m)	8' 5" (2.6 m)
Overall height – C	8' 1"/9' 5" (2.4/2.7 m)	8' 1" / 9' 5" (2.4/2.7 m)	8' 5"/10' (2.6/3 m)	9' 1"/ 10' 6" (2.8/3 m)
Overall length – A	14' 6" (4.2 m)	17' ( 5.1m)	22' 5" ( 6.7 m)	26' 5" ( 7.9 m)
Overall weight (kg)	2900 kg (6393 lbs)	3600 kg (7936 lbs)	5700 kg (12566 lbs)	6860 kg ( 15123 lbs)
Volume Capacity (no extension)	282/311/339/368 cu3 (7.9/8.8/9.5/10.4 m3)	380/417/454/491 cu3 (10.7/11.8/12.8/13.9m3)	522/569/619/668 cu3 (14.7/16.1/17.5/18.9 m3)	695/763/830/898 cu3 (19.2/21/23.5/25.4 m3)
Capacity 6" extension	311 cu3 (8.8/m3)	417 cu3 (11.8/m3)	569 cu3 (/16.1m3)	763 cu3 (21/m3)
Capacity 12" extension	339 cu3 (9.5/m3)	454 cu3 (12.8/m3)	619 cu3 (17.5/m3)	830 cu3 (23.5/m3)
Capacity 18" extension	368 cu3 (10.4/m3)	491 cu3 (13.9/m3)	668 cu3 (18.9/m3)	898 cu3 (25.4/m3)
Auger	1	1	2	2
HD planetary Gear box	1	1	2	2
PTO CV wide angle 1"3/8 6 Spline	Standard	Standard	Standard	Standard
Direct drive / input 540 RPM	Standard	Standard	Standard	Standard
Manual Jack	Standard	Standard	Standard	N/A
Hydraulic Jack	N/A	N/A	N/A	Standard
Remote hydraulic TRUE-CUT (2)	Standard	Standard	Standard	Standard
Cutting knife (10/Auger)	Standard	Standard	Standard	Standard
Undercarriage - single axle	Standard	Standard	Standard	N/A
Undercarriage - Tandem axle	N/A	N/A	N/A	Standard
(2) Agricultural tires 15,0/55-17	Standard	Standard	N/A	N/A
(2) Radial tires 315/80R22.5	N/A	N/A	Standard	N/A
(4) Radial tires 445/45R19.5	N/A	N/A	N/A	Standard
(6) Radial tires 445/45R19.5	N/A	N/A	N/A	N/A
(4) Tires 495/45 R22.5 Good Year	N/A	N/A	N/A	N/A
Safety Chain	Standard	Standard	Standard	Standard
Viewing platform	N/A	N/A	N/A	Standard
Ladder	Standard	Standard	Standard	Standard
Smartcontrol remote	Standard	Standard	Standard	Standard

## A700 TMR vertical twin auger mixer pricing

MODEL A700 ( 695 cu3 to 897 cu3)	PRODUCT CODE	M.S.R.P
MODEL A700 - <b>RIGHT SIDE TRAP</b> DISCHARGE ONLY (695 CU.FT) 120HP REQUIRED	T21-A700ST	\$ 58 900.00
MODEL A700 - <b>FRONT CONVEYOR</b> DISCHARGE (695 CU.FT) 120HP REQUIRED	T21-A700FD	\$ 64 900.00

OPTIONS FOR <b>RIGHT SIDE TRAP</b> DISCHARGE	PRODUCT CODE	M.S.R.P
Rear left side trap discharge	T21-STRL	\$ 2 300.00
Magnet (per door)	T21-STMA	\$ 400.00
Incline Belt Conveyor discharge (include hyd drive) 0,9m right hand	T21-STIC90	\$ 3 600.00
Incline Belt Conveyor discharge (include hyd drive) 1,2m right hand	T21-STIC120	\$ 3 750.00
Incline Belt Conveyor discharge (include hyd drive) 1,5m right hand	T21-STIC150	\$ 3 900.00
6" Capacity extension (762 cu.ft) 120HP required	T21-CE6700	\$ 1 600.00
12" Capacity extension (829 cu.ft) 120HP required	T21-CE12700	\$ 1 800.00
18" Capacity extension (897 cu.ft) 120HP required	T21-CE18700	\$ 2 000.00
Hay retention ring (compatible with any capacity extension)	T21-HR700	\$ 1 500.00
Total weight repeater	T21-TWR	Price on demand
2 Speed gearbox reinforced 540 RPM easy shift with remote cable (26.9/40,3 RPM) (95HP/140HP)	T21-2SGB700	\$ 3 900.00

OPTIONS FOR <b>FRONT CONVEYOR</b> DISCHARGE	PRODUCT CODE	M.S.R.P
*Front Conveyor Discharge can discharge left and right std. Conveyor equipped standard with left and right hydraulic motor. Conveyor can shift left and right 12" as standard feature manually		Standard
Electric over hydraulic control of the conveyor		Standard
Conveyor left and right hydraulic shift 12" **	T21-FDCHD12	\$ 990.00
Incline Belt Conveyor discharge (include hyd drive) 0,9m right hand	T21-FDIC90RH	\$ 1 900.00
Incline Belt Conveyor discharge (include hyd drive) 1,2m right hand	T21-FDIC120RH	\$ 2 100.00
Incline Belt Conveyor discharge (include hyd drive) 1,5m right hand	T21-FDIC150RH	\$ 2 300.00
Incline Belt Conveyor discharge (include hyd drive) 0,9m left hand	T21-FDIC90LH	\$ 1 900.00
Incline Belt Conveyor discharge (include hyd drive) 1,2m left hand	T21-FDIC120LH	\$ 2 100.00
Incline Belt Conveyor discharge (include hyd drive) 1,5m left hand	T21-FDIC150LH	\$ 2 300.00
Magnet (per side)	T21-FDMA	\$ 750.00
Rear commodity door	T21-FDRCD	\$ 1 750.00
6" Capacity extension (762 cu.ft) 120HP required	T21-CE6700	\$ 1 600.00
12" Capacity extension (829 cu.ft) 120HP required	T21-CE12700	\$ 1 800.00
18" Capacity extension (897 cu.ft) 120HP required	T21-CE18700	\$ 2 000.00
Hay retention ring (compatible with any capacity extension)	T21-HR700	\$ 1 500.00
Total weight repeater	T21-TWR	Price on demand
2 Speed gearbox reinforced 540 RPM easy shift with remote cable (26.9/40,3 RPM) (95HP/140HP)	T21-2SGB700	\$ 3 900.00
** Not compatible with Incline belt conveyor		

<b>STANDARD FEATURES for all A700 models</b>	
<b>Auger (2) 40,3 RPM @ 540 PTO RPM made out of AR400 steel</b>	Standard
<b>2 HD planetary Gearbox</b>	Standard
<b>PTO CV wide angle 1"3/8 6 Spline - VP Line</b>	Standard
<b>Direct drive / input 540 RPM</b>	Standard
<b>Remote hydraulic TRUE-CUT restrictor blades (2)</b>	Standard
<b>Cuttingknife (10/Auger)</b>	Standard
<b>Light kit / Safety Chain / ladder / hydraulic jack</b>	Standard
<b>Undercarriage - tandem axle</b>	Standard
<b>(4) Radial tires 435/50R19.5</b>	Standard
<b>Smartcontrol and Hand held remote</b>	Standard
<b>Viewing platform + ladder</b>	Standard
<b>Shaker box</b>	Standard

**Prorate 5 YR warranty on Planetary Gearbox:**

- 1st year 100%
- 2nd year 75%
- 3rd year 50%
- 4th year 25%
- 5th year 10%

**5 YR on Frame****4 YR on load cell and smart control handheld (battery excluded)****1 Year: Everything not mentioned in the above.**

## A700 TRM mixer features

<b>MIXER</b>	<b>A280</b>	<b>A380</b>	<b>A520</b>	<b>A700</b>
Overall width – B	7' 5" (2.1 m)	8' (2.4 m)	8' 3" ( 2.4m)	8' 5" (2.6 m)
Overall height – C	8' 1"/9' 5" (2.4/2.7 m)	8' 1" / 9' 5" (2.4/2.7 m)	8' 5"/10' (2.6/3 m)	9' 1"/ 10' 6" (2.8/3 m)
Overall length – A	14' 6" (4.2 m)	17' ( 5.1m)	22' 5" ( 6.7 m)	26' 5" ( 7.9 m)
Overall weight (kg)	2900 kg (6393 lbs)	3600 kg (7936 lbs)	5700 kg (12566 lbs)	6860 kg ( 15123 lbs)
Volume Capacity (no extension)	282/311/339/368 cu3 (7.9/8.8/9.5/10.4 m3)	380/417/454/491 cu3 (10.7/11.8/12.8/13.9m3)	522/569/619/668 cu3 (14.7/16.1/17.5/18.9 m3)	695/763/830/898 cu3 (19.2/21/23.5/25.4 m3)
Capacity 6" extension	311 cu3 (8.8/m3)	417 cu3 (11.8/m3)	569 cu3 (/16.1m3)	763 cu3 (21/m3)
Capacity 12" extension	339 cu3 (9.5/m3)	454 cu3 (12.8/m3)	619 cu3 (17.5/m3)	830 cu3 (23.5/m3)
Capacity 18" extension	368 cu3 (10.4/m3)	491 cu3 (13.9/m3)	668 cu3 (18.9/m3)	898 cu3 (25.4/m3)
Auger	1	1	2	2
HD planetary Gear box	1	1	2	2
PTO CV wide angle 1"3/8 6 Spline	Standard	Standard	Standard	Standard
Direct drive / input 540 RPM	Standard	Standard	Standard	Standard
Manual Jack	Standard	Standard	Standard	N/A
Hydraulic Jack	N/A	N/A	N/A	Standard
Remote hydraulic TRUE-CUT (2)	Standard	Standard	Standard	Standard
Cutting knife (10/Auger)	Standard	Standard	Standard	Standard
Undercarriage - single axle	Standard	Standard	Standard	N/A
Undercarriage - Tandem axle	N/A	N/A	N/A	Standard
(2) Agricultural tires 15.0/55-17	Standard	Standard	N/A	N/A
(2) Radial tires 315/80R22.5	N/A	N/A	Standard	N/A
(4) Radial tires 445/45R19.5	N/A	N/A	N/A	Standard
(6) Radial tires 445/45R19.5	N/A	N/A	N/A	N/A
(4) Tires 495/45 R22.5 Good Year	N/A	N/A	N/A	N/A
Safety Chain	Standard	Standard	Standard	Standard
Viewing platform	N/A	N/A	N/A	Standard
Ladder	Standard	Standard	Standard	Standard
Smartcontrol remote	Standard	Standard	Standard	Standard

**A950 TMR vertical triple auger mixer pricing**

MODEL A950 ( 953 cu3 to 1212 cu3)	PRODUCT CODE	M.S.R.P
MODEL A950 - <b>FRONT CONVEYOR</b> DISCHARGE (953 CU.FT) 95HP/145HP REQUIRED	T21-A950FD	\$ 112 500.00

OPTIONS FOR <b>FRONT CONVEYOR</b> DISCHARGE	PRODUCT CODE	M.S.R.P
*Front Conveyor Discharge can discharge left and right std. Conveyor equipped standard with left and right hydraulic motor. Conveyor can shift left and right 12" as standard feature manually		Standard
Electric over hydraulic control of the conveyor		Standard
Conveyor left and right hydraulic shift 12" **	T21-FDCHD12	\$ 990.00
Incline Belt Conveyor discharge (include hyd drive) 0,9m right hand	T21-FDIC90RH	\$ 1 900.00
Incline Belt Conveyor discharge (include hyd drive) 1,2m right hand	T21-FDIC120RH	\$ 2 100.00
Incline Belt Conveyor discharge (include hyd drive) 1,5m right hand	T21-FDIC150RH	\$ 2 300.00
Incline Belt Conveyor discharge (include hyd drive) 0,9m left hand	T21-FDIC90LH	\$ 1 900.00
Incline Belt Conveyor discharge (include hyd drive) 1,2m left hand	T21-FDIC120LH	\$ 2 100.00
Incline Belt Conveyor discharge (include hyd drive) 1,5m left hand	T21-FDIC150LH	\$ 2 300.00
Magnet	T21-FDMA	\$ 750.00
Rear commodity door	T21-FDRCD	\$ 1 750.00
6" Capacity extension (1038 cu.ft) 100HP/150HP required	T21-CE6950	\$ 2 000.00
12" Capacity extension (1125 cu.ft) 105HP/155HP required	T21-CE12950	\$ 2 300.00
18" Capacity extension (1212 cu.ft) 110HP/160HP required	T21-CE18950	\$ 2 600.00
Hay retention ring (compatible with any capacity extension)	T21-HR950	\$ 1 800.00
Total weight repeater	T21-TWR	Price on demand
** Not compatible with Incline belt conveyor		

STANDARD FEATURES for all A950 models	
Auger (3) 41,4 RPM @ 1000 PTO RPM made out of AR400 steel	Standard
3 HD (Extra Heavy Duty) planetary Gear box	Standard
PTO CV wide angle 1"3/4 20 Spline - VP Line	Standard
2 speed gearbox / input 1000 RPM with electric shift (27.0/41.4 RPM)	Standard
Hydraulic Jack	Standard
Remote hydraulic restrictor blades (2)	Standard
Cuttingknife (10/Auger)	Standard
Light kit	Standard
Undercarriage - Tandem axle	Standard
(4) Radial tires 445/45R19.5	Standard
Safety Chain	Standard
Viewingplatform + ladder	Standard
Smartcontrol and Handheldremote	Standard
Shaker box	Standard



## A950 TRM mixer features

MIXER	A950 PULLED TYPE	A1230 PULLED TYPE	M600 SELF PROPELLED	M800 SELF PROPELLED
Overall width – B	8' 3" (2.4m)	9' 3" (2.7m)	8' 1" (2.4m)	8' 1" (2.4m)
Overall height – C	9' 4"/10' 9" (2.7/3 m)	9' 4"/10' 9" (2.7/3 m)	10' 5" (3m)	9' 7" (2.7m)
Overall length – A	31' 5" (9.4m)	36' (10.9m)	34' 5" (10.3m)	37' 4" (11.2m)
Overall weight (kg)	12500 kg (27557 lbs)	14000 kg (30864lbs)	14000 kg (30864)	14500 kg (31967 lbs)
Volume Capacity (no extension)	953/1041/1128/1216 cu3 (26.9/29.4/31.9/34.4 m3)	1236/1361/1487/1612 cu3 (34.9/38.5/42/45.6 m3)	-	-
Capacity 6" extension	1041 cu3 (29.4m3)	1377 cu3 ( 38.5 m3)	-	-
Capacity 12" extension	1128 cu3 (31.9 m3)	1483 cu3 (42 m3)	600 cu3 (16.9 m3)	822 cu3 (23.2 m3)
Capacity 18" extension	1216 cu3 (34.4 m3)	1624 cu3 (45.6 m3)	-	-
Auger	3	3	2	2
HD planetary Gear box	3	3	2	2
PTO CV wide angle 1"3/4 20 Spline - VP Line	Standard	Standard	N/A	N/A
2 speed grearbox/inout 1000 RPM with electric	Standard	Standard	N/A	N/A
Hydraostatic drive	N/A	N/A	Standard	Standard
Remote hydraulic TRUE- CUT (2)	Standard	Standard	Standard	Standard
Undercarriage - Steerable TRIDEM axle	Standard	Standard	N/A	N/A
Undercarriage - Tandem axle	Standard	N/A	N/A	N/A
(4) Radial tires	Standard	N/A	N/A	N/A
(6) Radial tires	N/A	Standard	N/A	N/A
(4) Tires 495/45 R22.5	N/A	N/A	Standard	Standard
Viewing platform	Standard	Standard	N/A	N/A
Smartcontrol remote	Standard	Standard	N/A	N/A
Touch screen in-cab	N/A	N/A	Standard	Standard
Engine	N/A	N/A	Deutz 217 HP 6 Cyl	Deutz 245 HP 6 Cyl

## A1230 TMR vertical triple auger mixer pricing

MODEL A950 ( 1236 cu3 to 1575 cu3)	PRODUCT CODE	M.S.R.P
MODEL A1230 - <b>FRONT CONVEYOR</b> DISCHARGE (1236 CU.FT) 145HP/220HP REQUIRED	T21-A1230FD	\$ 130 000.00

OPTIONS FOR <b>FRONT CONVEYOR</b> DISCHARGE	PRODUCT CODE	M.S.R.P
*Front Conveyor Discharge can discharge left and right std. Conveyor equipped standard with left and right hydraulic motor. Conveyor can shift left and right 12" as standard feature manually		Standard
Electric over hydraulic control of the conveyor		Standard
Conveyor left and right hydraulic shift 12" **	T21-FDCHD12	\$ 990.00
Incline Belt Conveyor discharge (include hyd drive) 0,9m right hand	T21-FDIC90RH	\$ 1 900.00
Incline Belt Conveyor discharge (include hyd drive) 1,2m right hand	T21-FDIC120RH	\$ 2 100.00
Incline Belt Conveyor discharge (include hyd drive) 1,5m right hand	T21-FDIC150RH	\$ 2 300.00
Incline Belt Conveyor discharge (include hyd drive) 0,9m left hand	T21-FDIC90LH	\$ 1 900.00
Incline Belt Conveyor discharge (include hyd drive) 1,2m left hand	T21-FDIC120LH	\$ 2 100.00
Incline Belt Conveyor discharge (include hyd drive) 1,5m left hand	T21-FDIC150LH	\$ 2 300.00
Magnet (per side)	T21-FDMA	\$ 750.00
Rear commodity door	T21-FDRCD	\$ 1 750.00
6" Capacity extension (1348 cu.ft) 155HP/230HP required	T21-CE61230	\$ 2 200.00
12" Capacity extension (1461 cu.ft) 165HP/240HP required	T21-CE121230	\$ 2 500.00
18" Capacity extension (1575 cu.ft) 175HP/250HP required	T21-CE181230	\$ 2 700.00
Hay retention ring (compatible with any capacity extension)	T21-HR1230	\$ 2 000.00
Total weight repeater	T21-TWR	Price on demand
** Not compatible with Incline belt conveyor		

STANDARD FEATURES for all A1230 models	
Auger (3) 41,4 RPM @ 1000 PTO RPM made out of AR400 steel	Standard
3 HD (Extra Heavy Duty) planetary Gear box	Standard
PTO CV wide angle 1"3/4 20 Spline - VP Line	Standard
2 speed gearbox / input 1000 RPM with electric shift (27.0/41.4 RPM)	Standard
Hydraulic Jack	Standard
Remotehydraulic stopper (2)	Standard
Cuttingknife (12/Auger)	Standard
Light kit	Standard
Undercarriage - Steerable Tridem Axle	Standard
(6) Radial tires 445/45R19.5	Standard
Safety Chain	Standard
Viewing platform + ladder	Standard
Smartcontrol and Handheld remote	Standard
Shaker box	Standard

## A1230 TRM mixer features

MIXER	A950 PULLED TYPE	A1230 PULLED TYPE	M600 SELF PROPELLED	M800 SELF PROPELLED
Overall width – B	8' 3" (2.4m)	9' 3" (2.7m)	8' 1" (2.4m)	8' 1" (2.4m)
Overall height – C	9' 4"/10' 9" (2.7/3 m)	9' 4"/10' 9" (2.7/3 m)	10' 5" (3m)	9' 7" (2.7m)
Overall length – A	31' 5" (9.4m)	36' (10.9m)	34' 5" (10.3m)	37' 4" (11.2m)
Overall weight (kg)	12500 kg (27557 lbs)	14000 kg (30864lbs)	14000 kg (30864)	14500 kg (31967)
Volume Capacity (no extension)	953/1041/1128/1216 cu3 (26.9/29.4/31.9/34.4 m3)	1236/1361/1487/1612 cu3 (34.9/38.5/42/45.6 m3)	-	-
Capacity 6" extension	1041 cu3 (29.4m3)	1377 cu3 ( 38.5 m3)	-	-
Capacity 12" extension	1128 cu3 (31.9 m3)	1483 cu3 (42 m3)	600 cu3 (16.9)	822 cu3 (23.2 m3)
Capacity 18" extension	1216 cu3 (34.4 m3)	1624 cu3 (45.6 m3)	-	-
Auger	3	3	2	2
HD planetary Gear box	3	3	2	2
PTO CV wide angle 1"3/4 20 Spline - VP Line	Standard	Standard	N/A	N/A
2 speed gearbox/inout 1000 RPM with electric	Standard	Standard	N/A	N/A
Hydrostatic drive	N/A	N/A	Standard	Standard
Remote hydraulic TRUE- CUT (2)	Standard	Standard	Standard	Standard
Undercarriage - Steerable TRIDEM axle	Standard	Standard	N/A	N/A
Undercarriage - Tandem axle	Standard	N/A	N/A	N/A
(4) Radial tires	Standard	N/A	N/A	N/A
(6) Radial tires	N/A	Standard	N/A	N/A
(4) Tires 495/45 R22.5	N/A	N/A	Standard	Standard
Viewing platform	Standard	Standard	N/A	N/A
Smartcontrol remote	Standard	Standard	N/A	N/A
Touch screen in-cab	N/A	N/A	Standard	Standard
Engine	N/A	N/A	Deutz 217 HP 6 Cyl	Deutz 245 HP 6 Cyl

**M600 SELF-PROPELLED twin auger mixer pricing**

<b>MODEL M600 ( 600 cu3 )</b>	<b>PRODUCT CODE</b>	<b>M.S.R.P</b>
<b>MODEL M600 - REAR CONVEYOR DISCHARGE (600 CU.FT)</b>	T21-M600	\$ 320 150.00

**STANDARD FEATURES for M600 model**

<b>Auger (2) made out of AR400 steel</b>	-	Standard
<b>60 RPM Auger clean-out speed</b>	-	Standard
<b>2 HD planetary Gearbox</b>	-	Standard
<b>Hydrostatic drive on planetaries</b>	-	Standard
<b>Deutz 217 HP 6 CYL. TIER IV FINAL</b>	-	Standard
<b>24 MPH (40 Km/h) Maximum speed</b>	-	Standard
<b>12 Ton front axle / 17 Tn rear axle</b>	-	Standard
<b>Centralised greasing station</b>	-	Standard
<b>Conveyor left and right hydraulic shift 12" **</b>	-	Standard
<b>Rubber loading conveyor with HD flat</b>	V78014-110	Standard
<b>Remote hydraulic TRUE-CUT restrictor blades (2)</b>	-	Standard
<b>(4) Tires 495/45 R22.5 Good Year</b>	-	Standard
<b>(4) wheels drive</b>	V78050-070	Standard
<b>(4) direction wheels</b>	V78050-080	Standard
<b>Radiator fan inversion</b>	-	Standard
<b>Touch screen in-cab dashboard</b>	-	Standard
<b>Programmable scale system X800</b>	V78085-910	Standard
<b>Cutting knife (10/Auger)</b>	V78008-040	Standard
<b>(4) camera (Backing-up/Tub view/Right-Left view of conveyor)</b>	V78050-110	Standard
<b>Magnet kit (central)</b>	V78017-010	Standard
<b>(6) working light (2 front, 1 rear, 1 Tub view, 2 each end of conveyor)</b>	V78050-150	Standard
<b>Ladder</b>	V78008-030	Standard
<b>Pneumatic seat</b>	V78050-120	Standard
<b>Air conditionning</b>	V78050-010	Standard
<b>Heated side view mirror</b>	V78050-130	Standard
<b>12" capacity extension</b>		Standard
<b>Shaker box</b>	T2-SB	Standard

## M600 SELF-PROPELLED TRM mixer features

MIXER	A950 PULLED TYPE	A1230 PULLED TYPE	M600 SELF PROPELLED	M800 SELF PROPELLED
Overall width – B	8' 3" (2.4m)	9' 3" (2.7m)	8' 1" (2.4m)	8' 1" (2.4m)
Overall height – C	9' 4"/10' 9" (2.7/3 m)	9' 4"/10' 9" (2.7/3 m)	10' 5" (3m)	9' 7" (2.7m)
Overall length – A	31' 5" (9.4m)	36' (10.9m)	34' 5" (10.3m)	37' 4" (11.2m)
Overall weight (kg)	12500 kg (27557 lbs)	14000 kg (30864lbs)	14000 kg (30864)	14500 kg (31967)
Volume Capacity (no extension)	953/1041/1128/1216 cu3 (26.9/29.4/31.9/34.4 m3)	1236/1361/1487/1612 cu3 (34.9/38.5/42/45.6 m3)	-	-
Capacity 6" extension	1041 cu3 (29.4m3)	1377 cu3 ( 38.5 m3)	-	-
Capacity 12" extension	1128 cu3 (31.9 m3)	1483 cu3 (42 m3)	600 cu3 (16.9)	822 cu3 (23.2 m3)
Capacity 18" extension	1216 cu3 (34.4 m3)	1624 cu3 (45.6 m3)	-	-
Auger	3	3	2	2
HD planetary Gear box	3	3	2	2
PTO CV wide angle 1"3/4 20 Spline - VP Line	Standard	Standard	N/A	N/A
2 speed gearbox/inout 1000 RPM with electric	Standard	Standard	N/A	N/A
Hydrostatic drive	N/A	N/A	Standard	Standard
Remote hydraulic TRUE- CUT (2)	Standard	Standard	Standard	Standard
Undercarriage - Steerable TRIDEM axle	Standard	Standard	N/A	N/A
Undercarriage - Tandem axle	Standard	N/A	N/A	N/A
(4) Radial tires	Standard	N/A	N/A	N/A
(6) Radial tires	N/A	Standard	N/A	N/A
(4) Tires 495/45 R22.5	N/A	N/A	Standard	Standard
Viewing platform	Standard	Standard	N/A	N/A
Smartcontrol remote	Standard	Standard	N/A	N/A
Touch screen in-cab	N/A	N/A	Standard	Standard
Engine	N/A	N/A	Deutz 217 HP 6 Cyl	Deutz 245 HP 6 Cyl

**M800 SELF-PROPELLED twin auger mixer pricing**

<b>MODEL M600 ( 800 cu3 )</b>	<b>PRODUCT CODE</b>	<b>M.S.R.P</b>
<b>MODEL M800 - REAR CONVEYOR DISCHARGE (812 CU.FT)</b>	T21-M800	\$ 334 650.00

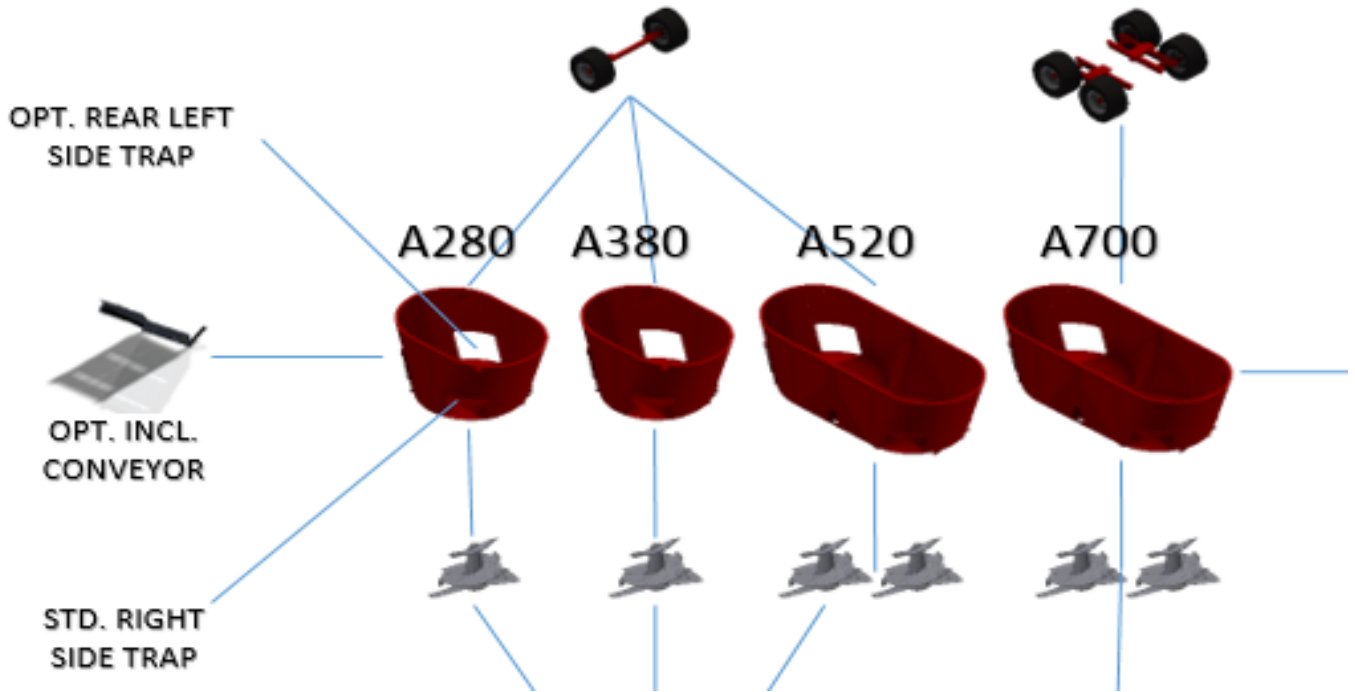
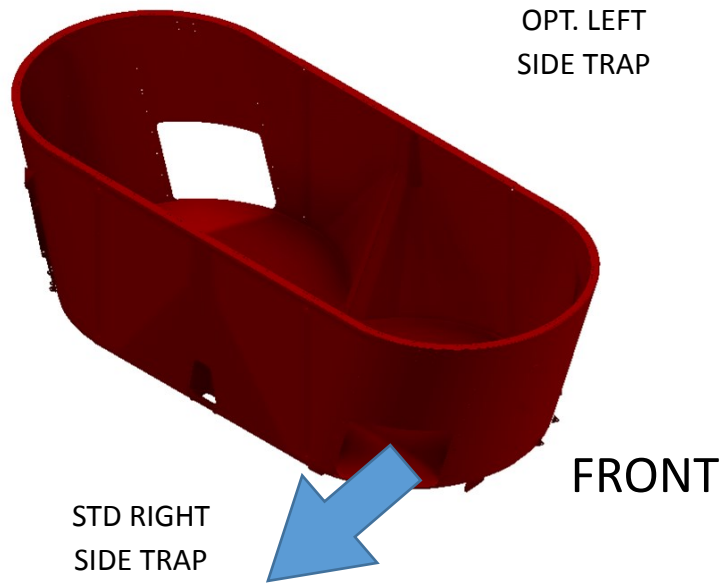
**STANDARD FEATURES for M800 model**

<b>Auger (2) made out of AR400 steel</b>	-	Standard
<b>60 RPM Auger clean-out speed</b>	-	Standard
<b>2 HD planetary Gearbox</b>	-	Standard
<b>Hydrostatic drive on planetaries</b>	-	Standard
<b>Deutz 245 HP 6 CYL. TIER IV FINAL</b>	-	Standard
<b>24 MPH (40 Km/h) Maximum speed</b>	-	Standard
<b>12 Tn front axle / 17 Tn rear axle</b>	-	Standard
<b>Centralised greasing station</b>	-	Standard
<b>Conveyor left and right hydraulic shift 12" **</b>	-	Standard
<b>Rubber loading conveyor with HD flat</b>	V78014-110	Standard
<b>Remote hydraulic TRUE-CUT restrictor blades (2)</b>	-	Standard
<b>(4) Tires 495/45 R22.5 Good Year</b>	-	Standard
<b>(4) wheels drive</b>	V78050-070	Standard
<b>(4) direction wheels</b>	V78050-080	Standard
<b>Radiator fan inversion</b>	-	Standard
<b>Touch screen in-cab dashboard</b>	-	Standard
<b>Programmable scale system X800</b>	V78085-910	Standard
<b>Cutting knife (10/Auger)</b>	V78008-040	Standard
<b>(4) camera (Backing-up/Tub view/Right-Left view of conveyor)</b>	V78050-110	Standard
<b>Magnet kit (central)</b>	V78017-010	Standard
<b>(6) working light (2 front, 1 rear, 1 Tub view, 2 each end of conveyor)</b>	V78050-150	Standard
<b>Ladder</b>	V78008-030	Standard
<b>Pneumatic seat</b>	V78050-120	Standard
<b>Air conditioning</b>	V78050-010	Standard
<b>Heated side view mirror</b>	V78050-130	Standard
<b>12" capacity extension</b>		Standard
<b>Shaker box</b>	T2-SB	Standard

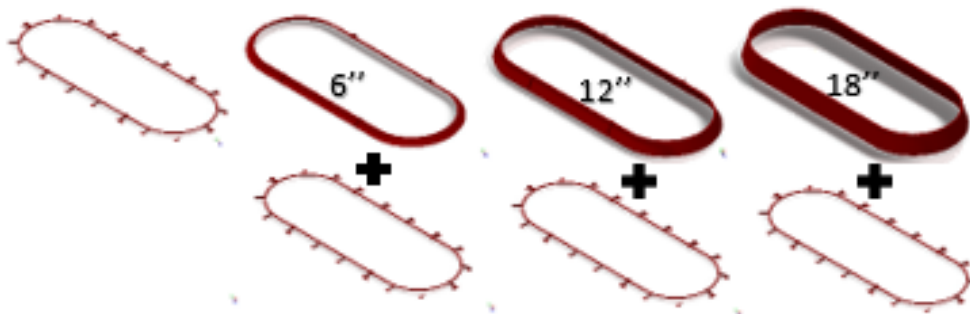
## M800 SELF-PROPELLED TRM mixer features

MIXER	A950 PULLED TYPE	A1230 PULLED TYPE	M600 SELF PROPELLED	M800 SELF PROPELLED
Overall width – B	8' 3" (2.4m)	9' 3" (2.7m)	8' 1" (2.4m)	8' 1" (2.4m)
Overall height – C	9' 4"/10' 9" (2.7/3 m)	9' 4"/10' 9" (2.7/3 m)	10' 5" (3m)	9' 7" (2.7m)
Overall length – A	31' 5" (9.4m)	36' (10.9m)	34' 5" (10.3m)	37' 4" (11.2m)
Overall weight (kg)	12500 kg (27557 lbs)	14000 kg (30864lbs)	14000 kg (30864)	14500 kg (31967)
Volume Capacity (no extension)	953/1041/1128/1216 cu3 (26.9/29.4/31.9/34.4 m3)	1236/1361/1487/1612 cu3 (34.9/38.5/42/45.6 m3)	-	-
Capacity 6" extension	1041 cu3 (29.4m3)	1377 cu3 ( 38.5 m3)	-	-
Capacity 12" extension	1128 cu3 (31.9 m3)	1483 cu3 (42 m3)	600 cu3 (16.9)	822 cu3 (23.2 m3)
Capacity 18" extension	1216 cu3 (34.4 m3)	1624 cu3 (45.6 m3)	-	-
Auger	3	3	2	2
HD planetary Gear box	3	3	2	2
PTO CV wide angle 1"3/4 20 Spline - VP Line	Standard	Standard	N/A	N/A
2 speed gearbox/inout 1000 RPM with electric	Standard	Standard	N/A	N/A
Hydrostatic drive	N/A	N/A	Standard	Standard
Remote hydraulic TRUE- CUT (2)	Standard	Standard	Standard	Standard
Undercarriage - Steerable TRIDEM axle	Standard	Standard	N/A	N/A
Undercarriage - Tandem axle	Standard	N/A	N/A	N/A
(4) Radial tires	Standard	N/A	N/A	N/A
(6) Radial tires	N/A	Standard	N/A	N/A
(4) Tires 495/45 R22.5	N/A	N/A	Standard	Standard
Viewing platform	Standard	Standard	N/A	N/A
Smartcontrol remote	Standard	Standard	N/A	N/A
Touch screen in-cab	N/A	N/A	Standard	Standard
Engine	N/A	N/A	Deutz 217 HP 6 Cyl	Deutz 245 HP 6 Cyl

## TMR MIXERS SIDE TRAP DISCHARGE FEATURES

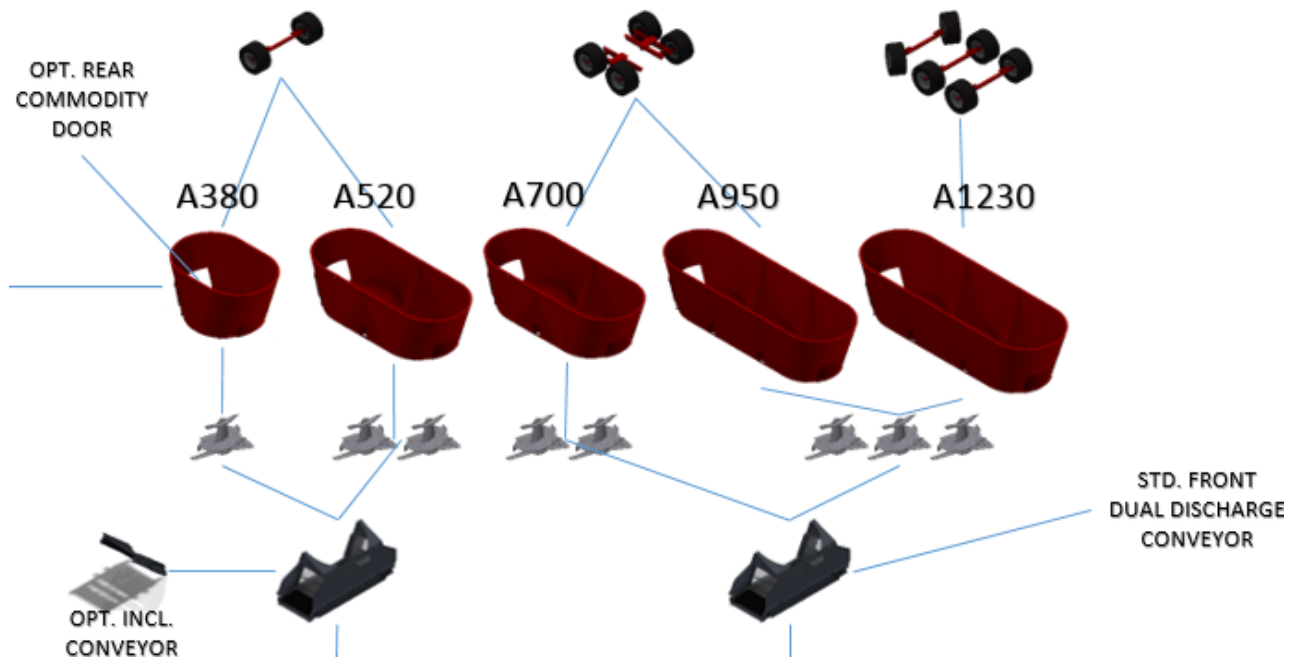
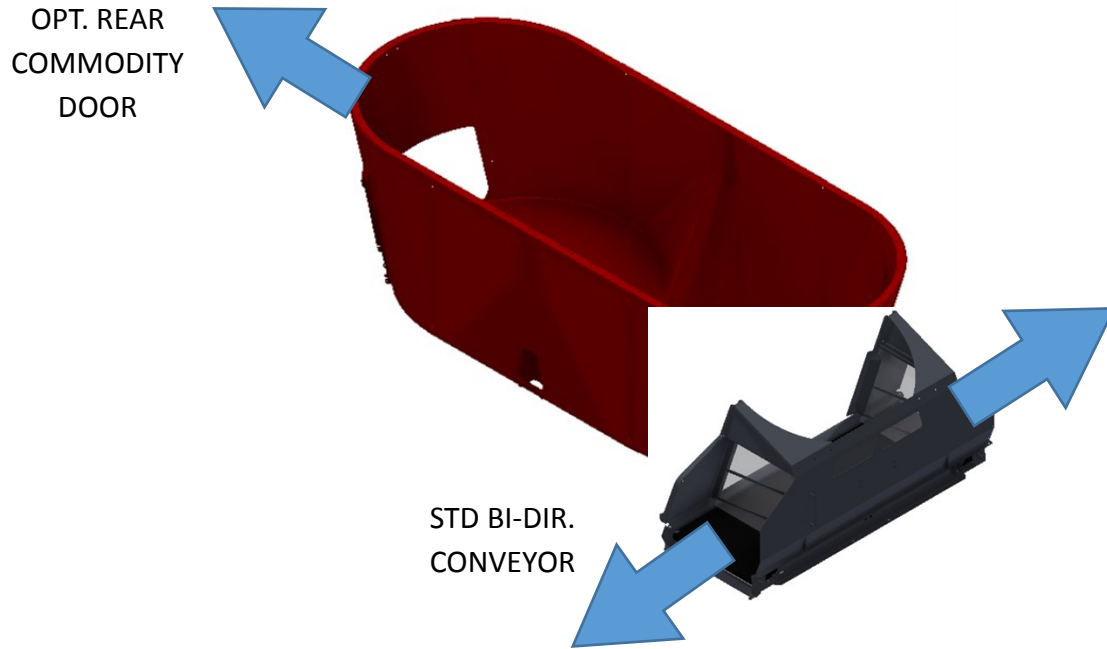


### OPT. EXTENSION

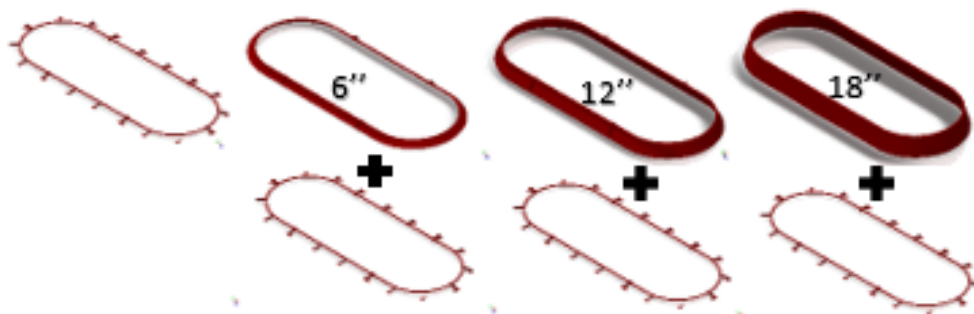




## TMR MIXERS CONVEYOR DISCHARGE FEATURES



### OPT. EXTENSION





**General:** Office: 1-888-833-2952  
Email: [info@grpanderson.com](mailto:info@grpanderson.com)  
Website: [www.grpanderson.com](http://www.grpanderson.com)

**Sales :** Office :1-888-833-2952  
Email :[usa@grpanderson.com](mailto:usa@grpanderson.com)

**Parts and service:** Office: 1-888-833-2952  
Fax: 1-819-382-2643  
Email: [service@grpanderson.com](mailto:service@grpanderson.com)

**Marketing:** Office: 1-888-833-2952  
Email: [marketing@grpanderson.com](mailto:marketing@grpanderson.com)



**GRPANDERSON.COM**

